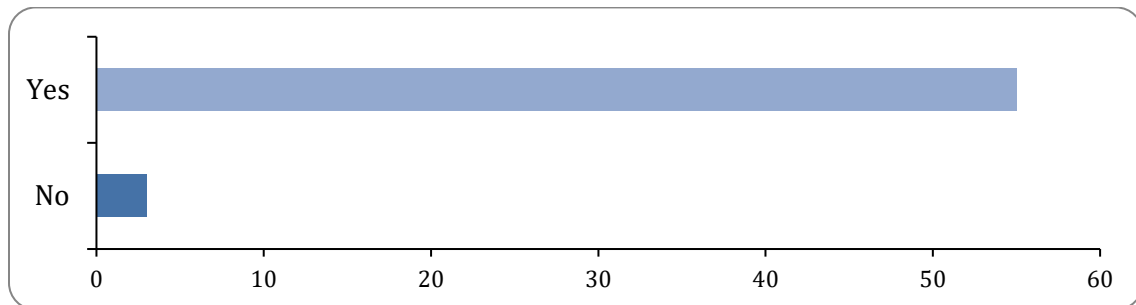


## Summerfield Park Landscape Improvements BeHeard Public Consultation Summary

The consultation period ran from 03/10/2025 to 26/10/2025

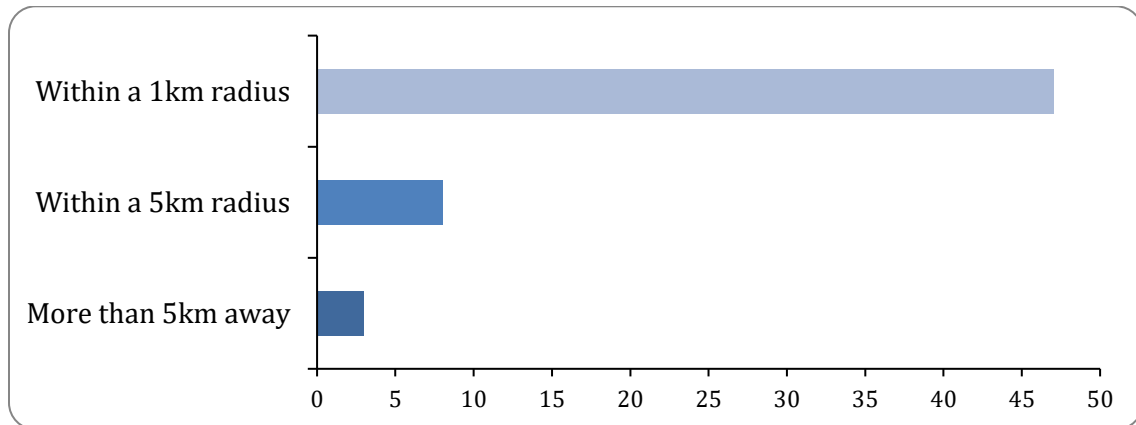
There were 58 responses to this survey

### 1: Do you support the overall landscape improvement proposals to Summerfield Park?



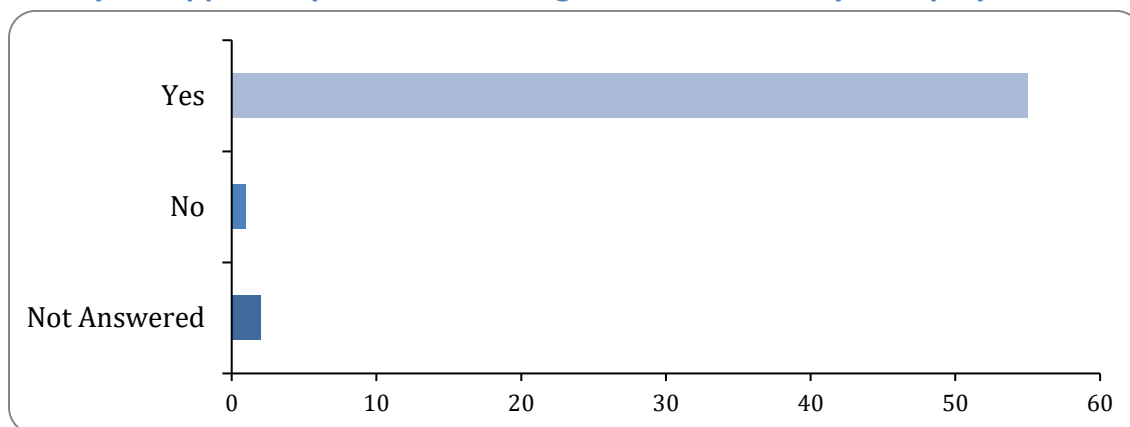
| Option | Total | Percent |
|--------|-------|---------|
| Yes    | 55    | 94.83%  |
| No     | 3     | 5.17%   |

### 2: How close do you live to the park?



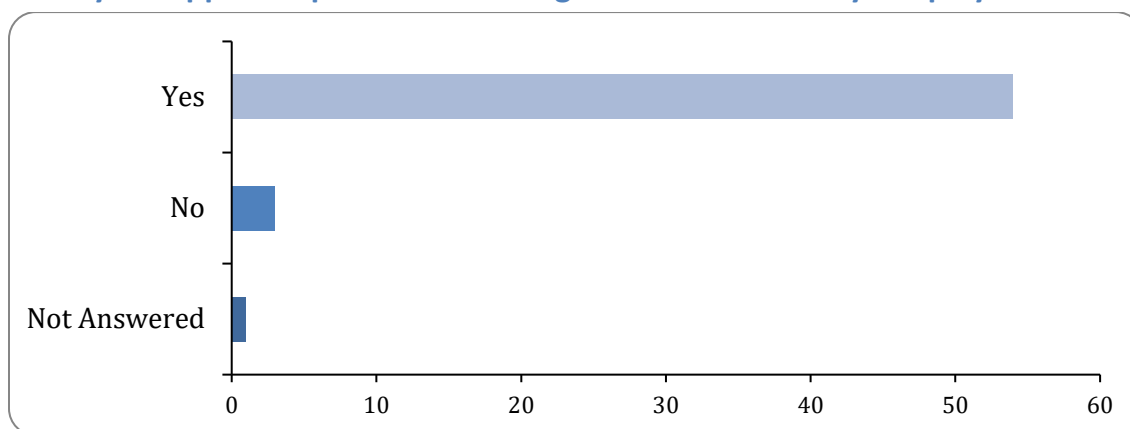
| Option              | Total | Percent |
|---------------------|-------|---------|
| Within a 1km radius | 47    | 81.03%  |
| Within a 5km radius | 8     | 13.79%  |
| More than 5km away  | 3     | 5.17%   |

### 3: Do you support improvements being made to the Selwyn Rd. play area?



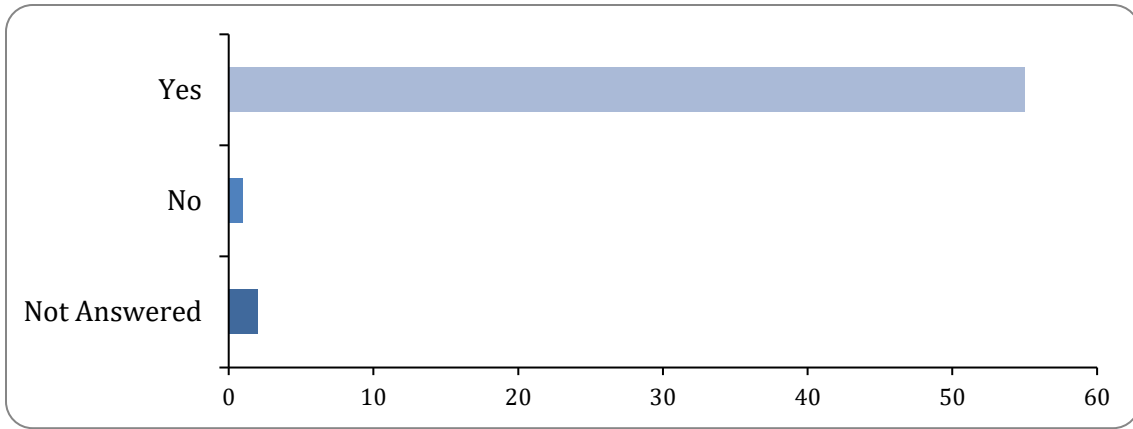
| Option       | Total | Percent |
|--------------|-------|---------|
| Yes          | 55    | 94.83%  |
| No           | 1     | 1.72%   |
| Not Answered | 2     | 3.45%   |

### 4: Do you support improvements being made to the Dudley Rd. play area?



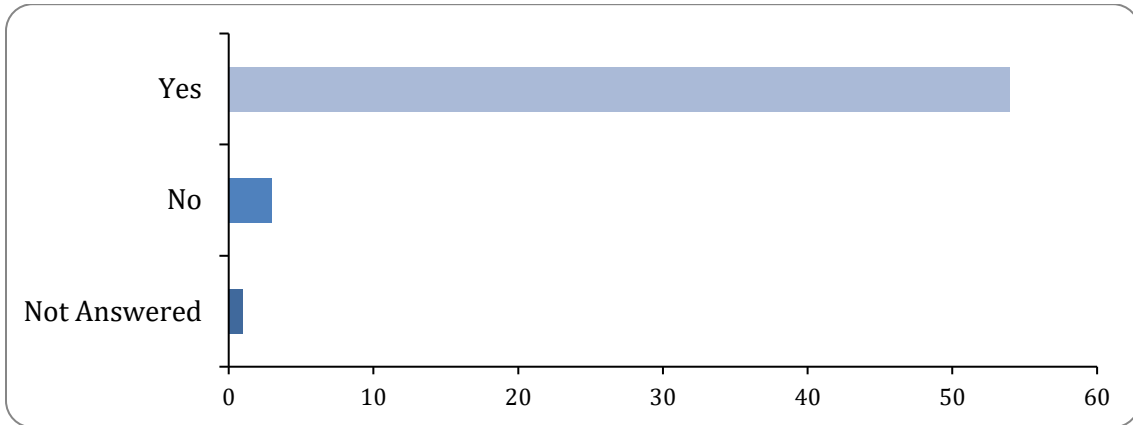
| Option       | Total | Percent |
|--------------|-------|---------|
| Yes          | 54    | 93.10%  |
| No           | 3     | 5.17%   |
| Not Answered | 1     | 1.72%   |

**5: Do you support the proposed new gym area?**



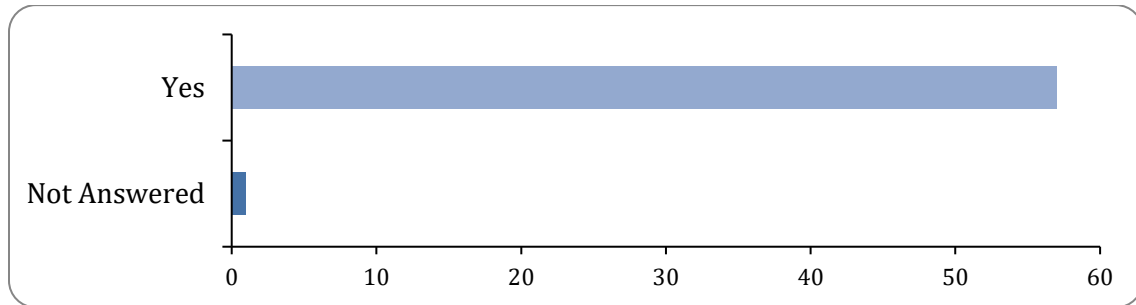
| Option       | Total | Percent |
|--------------|-------|---------|
| Yes          | 55    | 94.83%  |
| No           | 1     | 1.72%   |
| Not Answered | 2     | 3.45%   |

**6: Do you support the updates to the entrances; main, east and west gate?**



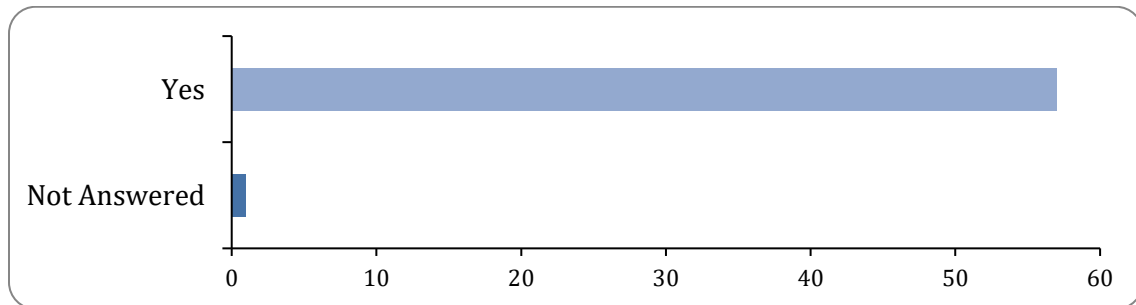
| Option       | Total | Percent |
|--------------|-------|---------|
| Yes          | 54    | 93.10%  |
| No           | 3     | 5.17%   |
| Not Answered | 1     | 1.72%   |

### 7: Do you support the proposed tree, wildflower and bulb planting?



| Option       | Total | Percent |
|--------------|-------|---------|
| Yes          | 57    | 98.28%  |
| Not Answered | 1     | 1.72%   |

### 8: Do you support the increased number of benches and litter bins?



| Option       | Total | Percent |
|--------------|-------|---------|
| Yes          | 57    | 98.28%  |
| Not Answered | 1     | 1.72%   |

### 9: Do you have any other comments about the proposals?

Below is a selection of additional comments which reflect the overall desires for the park from the local community:

- Better signage for the cycle route that goes through the park
- Better accessibility for all
- Improved safety and security for all
- Rats are rampant, exacerbated by food dumping and overflowing litter bins, any improvement on this would be welcomed

- Play areas are so popular “queues” form for the equipment, more equipment needed e.g. slides, more swings and sensory equipment for neurodivergent children
- Renovation of the bandstand would be great.
- Refresh the signage
- More seating areas
- Area for street food vendors
- More planting to increase plant diversity
- Lighting would be good and create a sense of safety
- Luxury seating, not just plain
- More trees
- At least double the amount of litter bins
- Anti-social behaviour is rife, particularly near the old bandstand, any reduction in this would be good
- Football pitches
- Prevent traveler incursion
- Sensory spaces – especially good for neurodivergent people
- The park can feel dangerous at times, creating a sense of safety would help
- Focus on play areas over gym
- Make sure the planting doesn’t become a litter trap
- Keep interventions low maintenance
- Litter bins at the sports area
- Encourage more outdoor activity for health and wellbeing

### Conclusion:

The feedback from the respondents about the proposals is very positive and informative, it is encouraging that people are excited to see improvements being made to Summerfield Park. We shall endeavour to take this feedback into account in our approach to the detailed design and deliver a scheme that reflects the needs of the people within the budget available