

Birmingham City Council - Air Quality Action Plan (AQAP): Summary report

This report was created on Tuesday 03 November 2020 at 09:18 and includes 63 responses.

The consultation ran from 21/09/2020 to 02/11/2020.

Contents

Question 1: Are you responding as...	2
Ind_Org	2
Question 2: Please provide the name of the organisation your are responding on behalf of (optional)	2
Name of organisation	2
Question 3: What type of organisation are you responding on behalf of?	2
Type of organisation	2
Question 4: Does your organisation have a connection to Birmingham?	2
Organisation Connection to City	2
Other, please describe	3
Question 5: How has the Covid-19 situation altered your organisations travel choices for staff and or day to day operations (if at all)?	3
Travel Choices Corporate	3
Corporate travel change	3
Question 6: What is your connection with Birmingham?	4
Inv. Connection with Birmingham	4
Other connection with Birmingham	4
Question 7: Do you consider yourself to have a disability?	4
disability	4
Disability Other	5
Question 8: What is your age group?	5
age	5
Question 9: What is your ethnic group? Choose one option that best describes your ethnic group or background	6
Ethnic Group	6
Other ethnic group	6
Question 10: Before Covid-19 (March 2020 lockdown) how would you normally travel?	7
Ind - PreCovidTravel	7
Other, travel choice pre covid	7
Question 11: Since Covid-19 (March 2020 lockdown) how do you normally travel ?	8
Ind - PostCovidTravel	8
Other travel option Post Covid	8
Question 12: Out of the options below what is closest to your current situation?	9
Ind Situation	9
Question 13: How important do you think the issue of air quality is in Birmingham?	9
AQ_Importance	9
Question 14: Do you have any experience of poor air quality (if any)?	10
Experience of poor AQ	10
personal experience of poor air quality	10
Question 15: How would you describe your awareness of the sources of pollution and the impacts on health?	10
AQ Knowledge	10
Question 16: How would you describe your awareness of of climate change?	11
Climate Change Awareness	11
Question 17: Air pollution comes from many sources. In your opinion, what do you think should be our top priority to help improve air quality?	12
AQ_Priority Tick box	12
AQ Top Priority	12
Question 18: Have you read the Draft Air Quality Action Plan?	13
ReadPlanY_N	13
Question 19: Do you agree with the overall approached described in the Air Quality Action Plan?	13
AQAP_AgreewithApproach	13
Question 20: Could we make any improvements to the Air Quality Action Plan?	13
improveAQAP	13

AQAP Commnets	14
Question 21: Idling vehicles can be a source of air pollution, would you like to see signage and adverts to discourage this behaviour?	14
Antildling	14
Question 22: Are you aware of the Councils Brum Breathes Programme that helps promote actions to improve air quality across the city?	14
BrumBreathesAwarness	14
Question 23: Are you aware of the Emergency Travel Plan and website that allows for suggestions of walking and cycling route improvements?	14
Emergency Travel Plan Awareness	14
Question 24: If you have any else to add, please use the comments box below. If not please press continue.	15
Additional Comments	15

Question 1: Are you responding as...

Ind_Org



Option	Total	Percent
An individual	58	92.06%
On behalf of an organisation / company or similar	5	7.94%
Not Answered	0	0.00%

Question 2: Please provide the name of the organisation your are responding on behalf of (optional)

Name of organisation

There were 4 responses to this part of the question.


Question 3: What type of organisation are you responding on behalf of?

Type of organisation

There were 5 responses to this part of the question.

Question 4: Does your organisation have a connection to Birmingham?

Organisation Connection to City




Option	Total	Percent
Based in Birmingham	4	6.35%
Based in the neighbouring area	0	0.00%
Travels through the area	0	0.00%
Has interests in the city	1	1.59%
Has no connection to Birmingham	0	0.00%
Prefer not to say	0	0.00%
Don't know	0	0.00%
Not Answered	58	92.06%

Other, please describe

There were 0 responses to this part of the question.

Question 5: How has the Covid-19 situation altered your organisations travel choices for staff and or day to day operations (if at all)?

Travel Choices Corporate



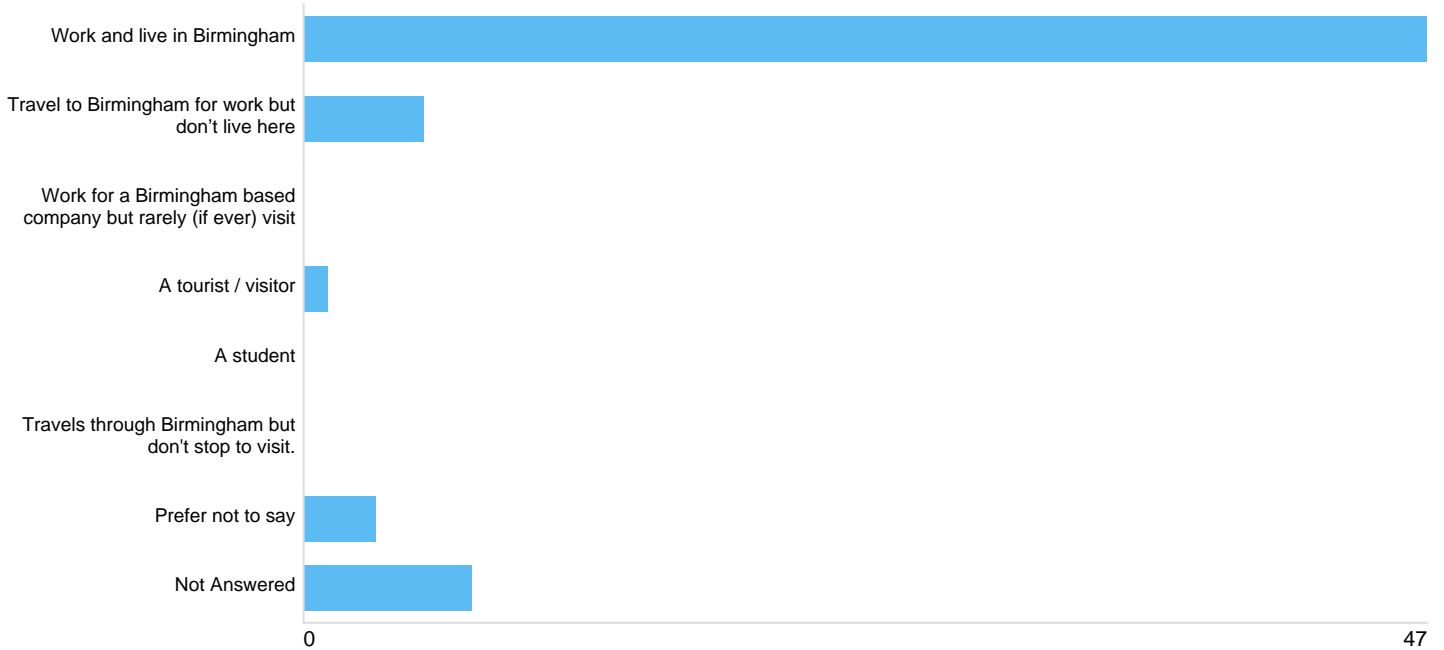
Option	Total	Percent
Not at all	0	0.00%
A little	0	0.00%
Some what	2	3.17%
A lot	1	1.59%
Completely	0	0.00%
Don't Know	0	0.00%
Prefer not to say	0	0.00%
Not Answered	60	95.24%

Corporate travel change

There were 3 responses to this part of the question.

Question 6: What is your connection with Birmingham?

Inv. Connection with Birmingham



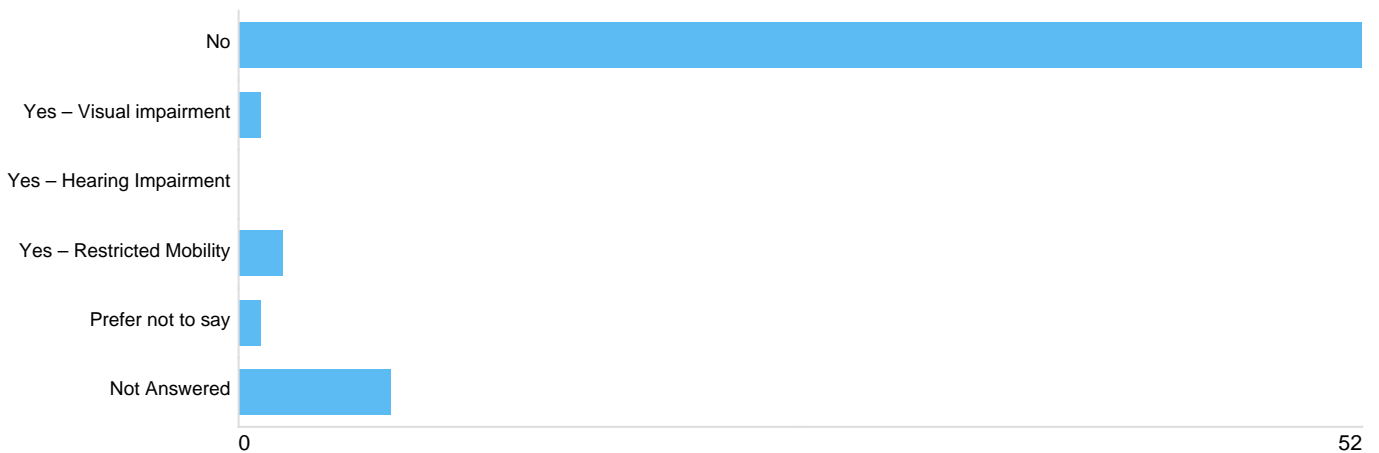
Option	Total	Percent
Work and live in Birmingham	47	74.60%
Travel to Birmingham for work but don't live here	5	7.94%
Work for a Birmingham based company but rarely (if ever) visit	0	0.00%
A tourist / visitor	1	1.59%
A student	0	0.00%
Travels through Birmingham but don't stop to visit.	0	0.00%
Prefer not to say	3	4.76%
Not Answered	7	11.11%

Other connection with Birmingham

There were 2 responses to this part of the question.

Question 7: Do you consider yourself to have a disability?

disability



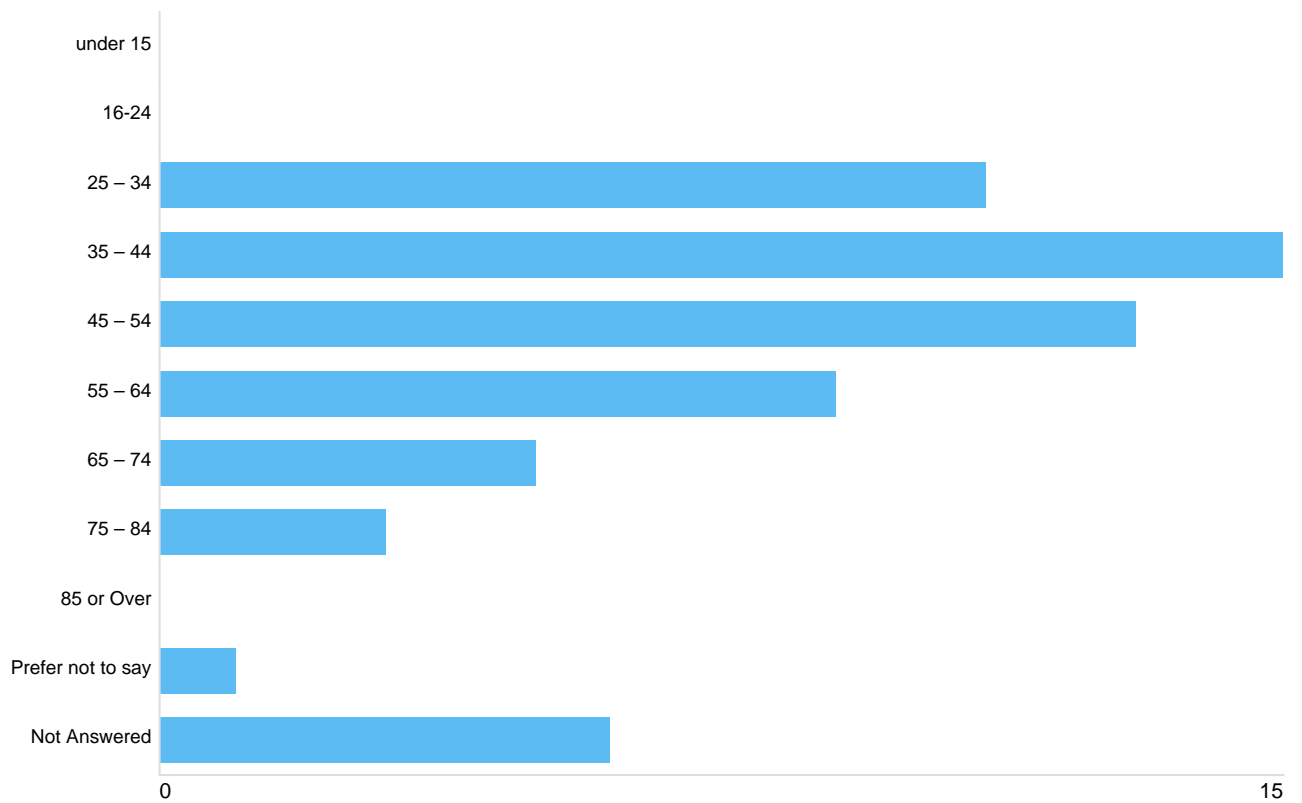
Option	Total	Percent
No	52	82.54%
Yes – Visual impairment	1	1.59%
Yes – Hearing Impairment	0	0.00%
Yes – Restricted Mobility	2	3.17%
Prefer not to say	1	1.59%
Not Answered	7	11.11%

Disability Other

There was 1 response to this part of the question.

Question 8: What is your age group?

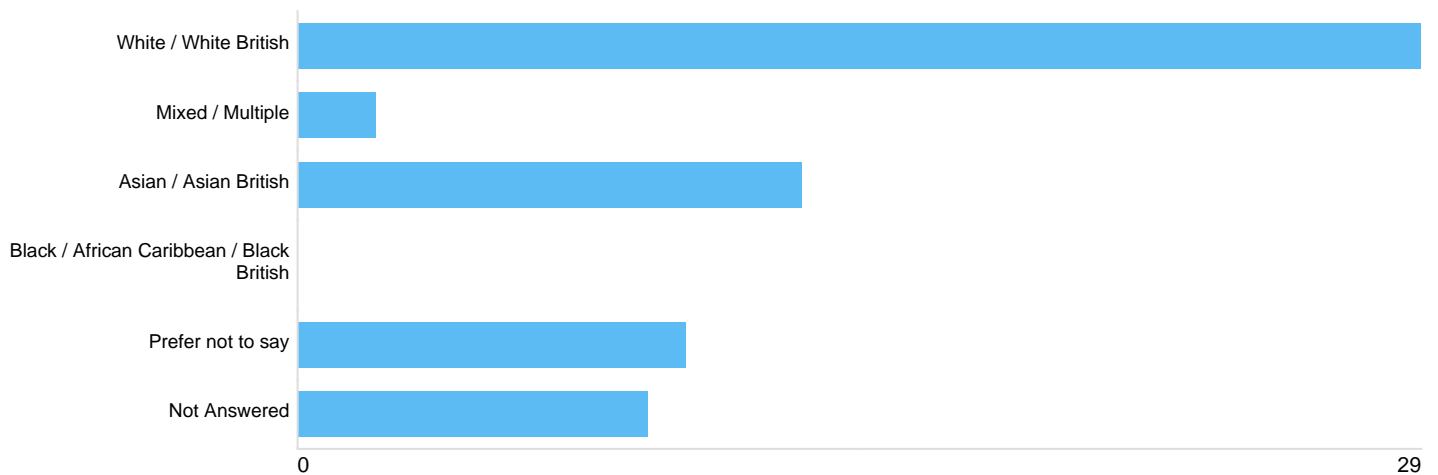
age



Option	Total	Percent
under 15	0	0.00%
16-24	0	0.00%
25 – 34	11	17.46%
35 – 44	15	23.81%
45 – 54	13	20.63%
55 – 64	9	14.29%
65 – 74	5	7.94%
75 – 84	3	4.76%
85 or Over	0	0.00%
Prefer not to say	1	1.59%
Not Answered	6	9.52%

Question 9: What is your ethnic group? Choose one option that best describes your ethnic group or background

Ethnic Group



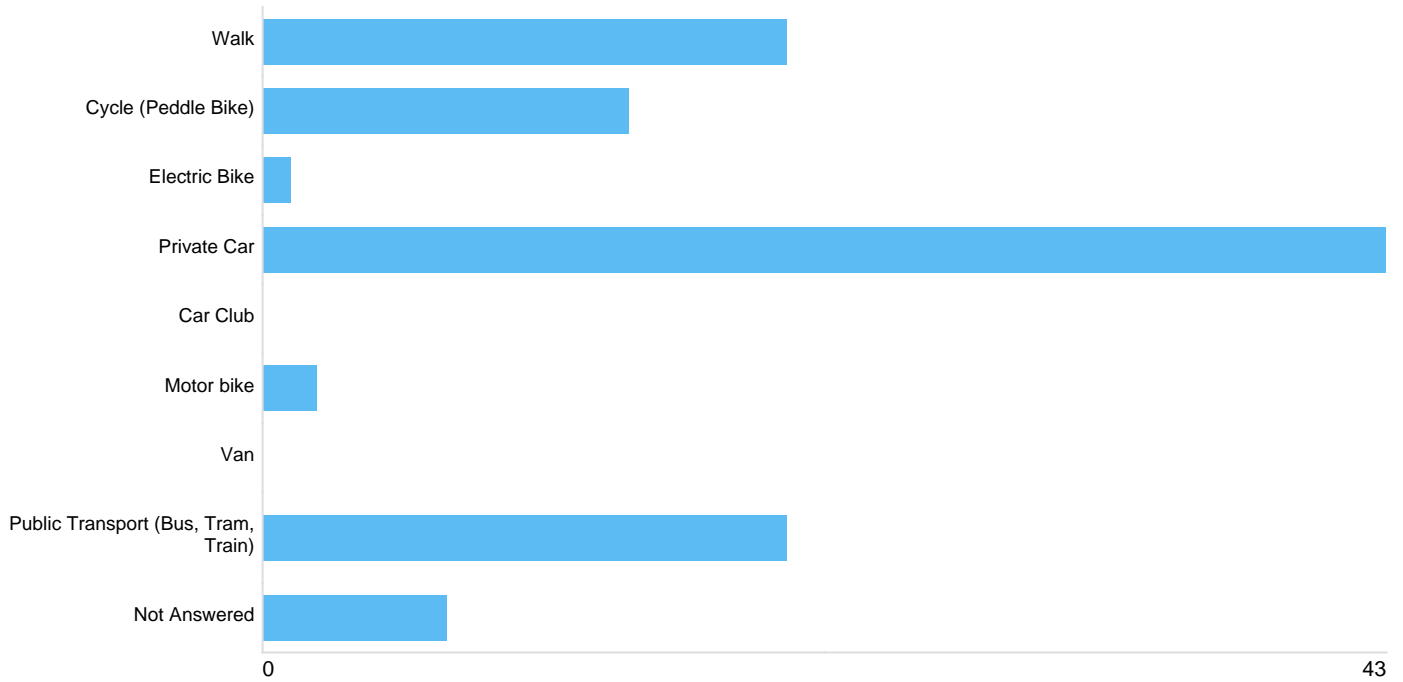
Option	Total	Percent
White / White British	29	46.03%
Mixed / Multiple	2	3.17%
Asian / Asian British	13	20.63%
Black / African Caribbean / Black British	0	0.00%
Prefer not to say	10	15.87%
Not Answered	9	14.29%

Other ethnic group

There were 3 responses to this part of the question.

Question 10: Before Covid-19 (March 2020 lockdown) how would you normally travel?

Ind - PreCovidTravel



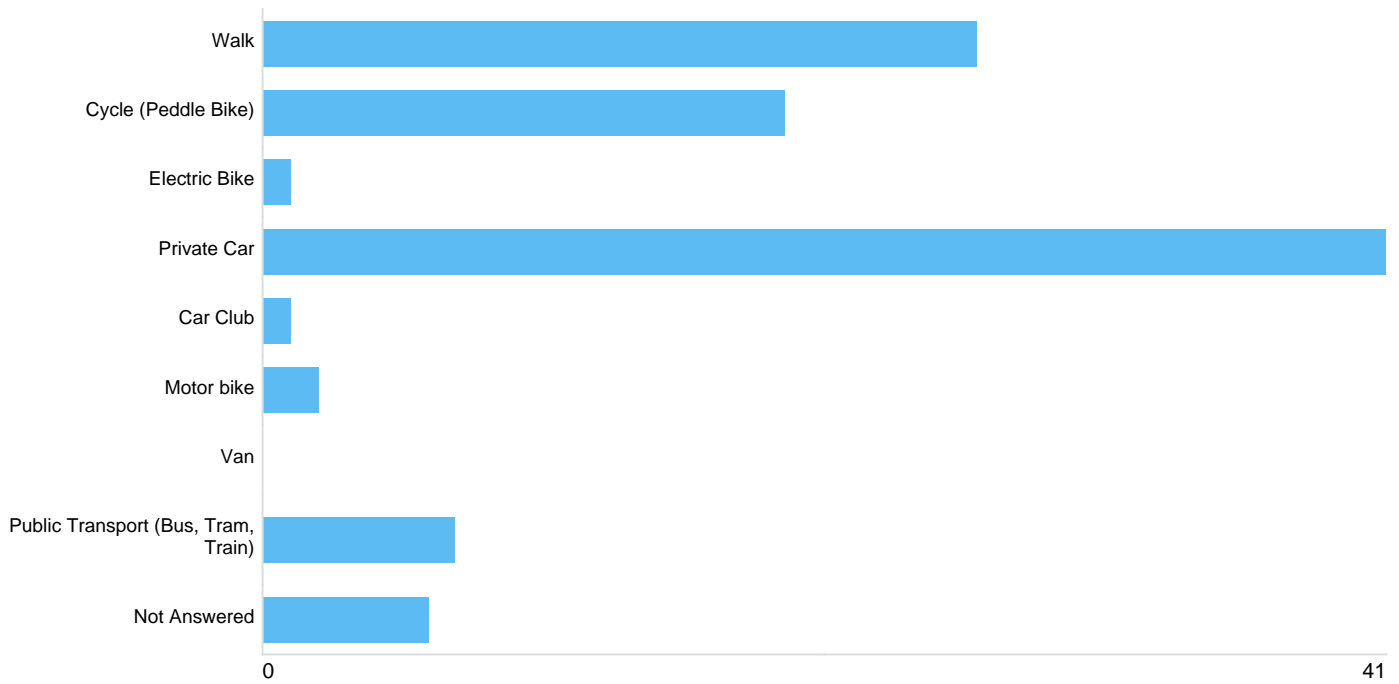
Option	Total	Percent
Walk	20	31.75%
Cycle (Peddle Bike)	14	22.22%
Electric Bike	1	1.59%
Private Car	43	68.25%
Car Club	0	0.00%
Motor bike	2	3.17%
Van	0	0.00%
Public Transport (Bus, Tram, Train)	20	31.75%
Not Answered	7	11.11%

Other, travel choice pre covid

There were 2 responses to this part of the question.

Question 11: Since Covid-19 (March 2020 lockdown) how do you normally travel ?

Ind - PostCovidTravel



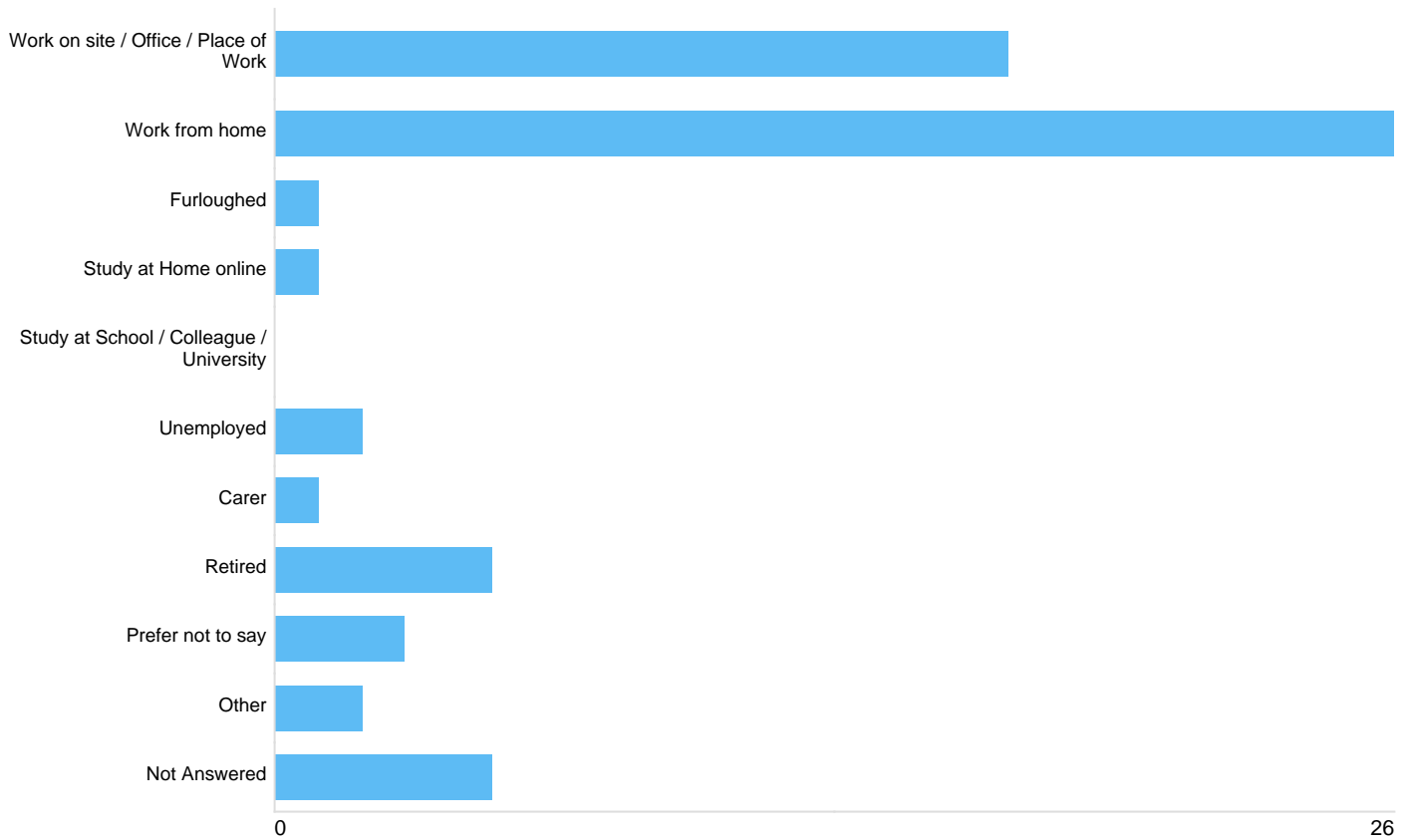
Option	Total	Percent
Walk	26	41.27%
Cycle (Peddle Bike)	19	30.16%
Electric Bike	1	1.59%
Private Car	41	65.08%
Car Club	1	1.59%
Motor bike	2	3.17%
Van	0	0.00%
Public Transport (Bus, Tram, Train)	7	11.11%
Not Answered	6	9.52%

Other travel option Post Covid

There was 1 response to this part of the question.

Question 12: Out of the options below what is closest to your current situation?

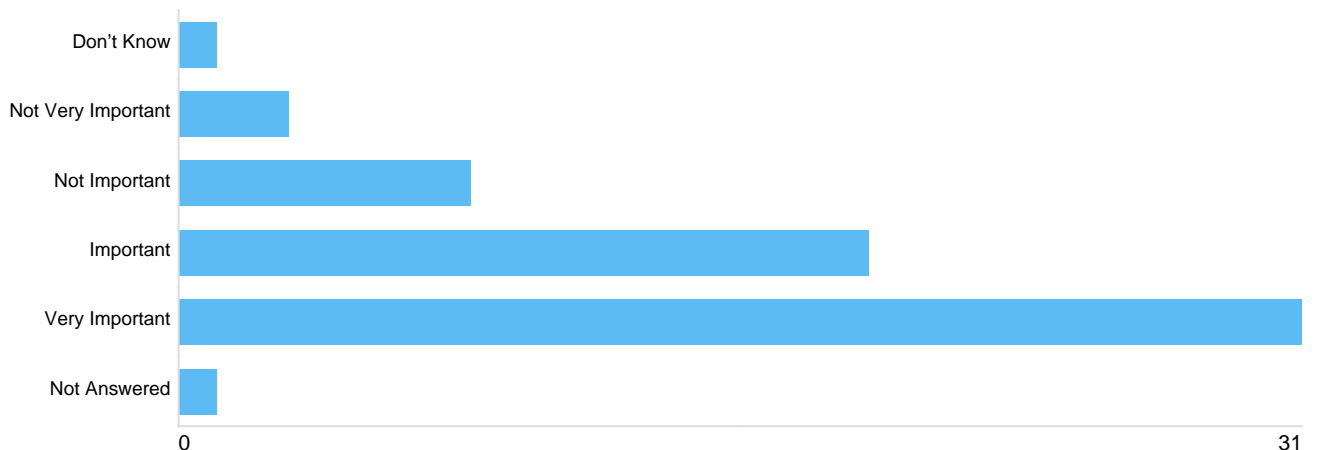
Ind Situation



Option	Total	Percent
Work on site / Office / Place of Work	17	26.98%
Work from home	26	41.27%
Furloughed	1	1.59%
Study at Home online	1	1.59%
Study at School / Colleague / University	0	0.00%
Unemployed	2	3.17%
Carer	1	1.59%
Retired	5	7.94%
Prefer not to say	3	4.76%
Other	2	3.17%
Not Answered	5	7.94%

Question 13: How important do you think the issue of air quality is in Birmingham?

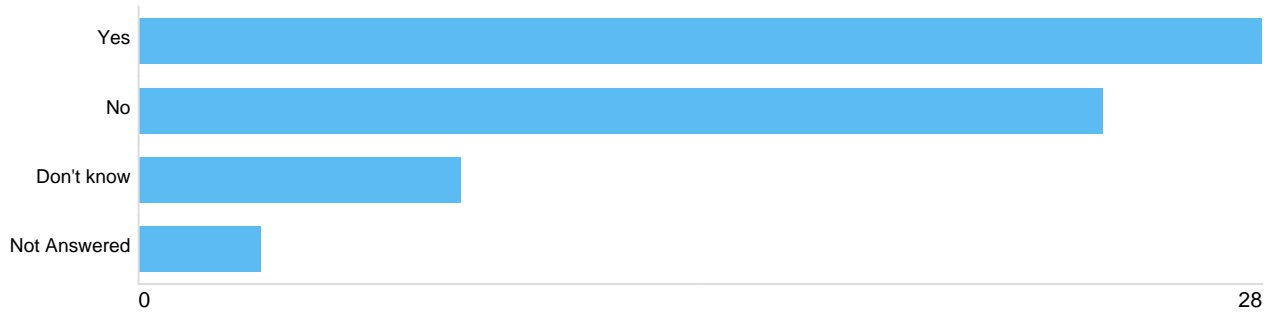
AQ_Importance



Option	Total	Percent
Don't Know	1	1.59%
Not Very Important	3	4.76%
Not Important	8	12.70%
Important	19	30.16%
Very Important	31	49.21%
Not Answered	1	1.59%

Question 14: Do you have any experience of poor air quality (if any)?

Experience of poor AQ



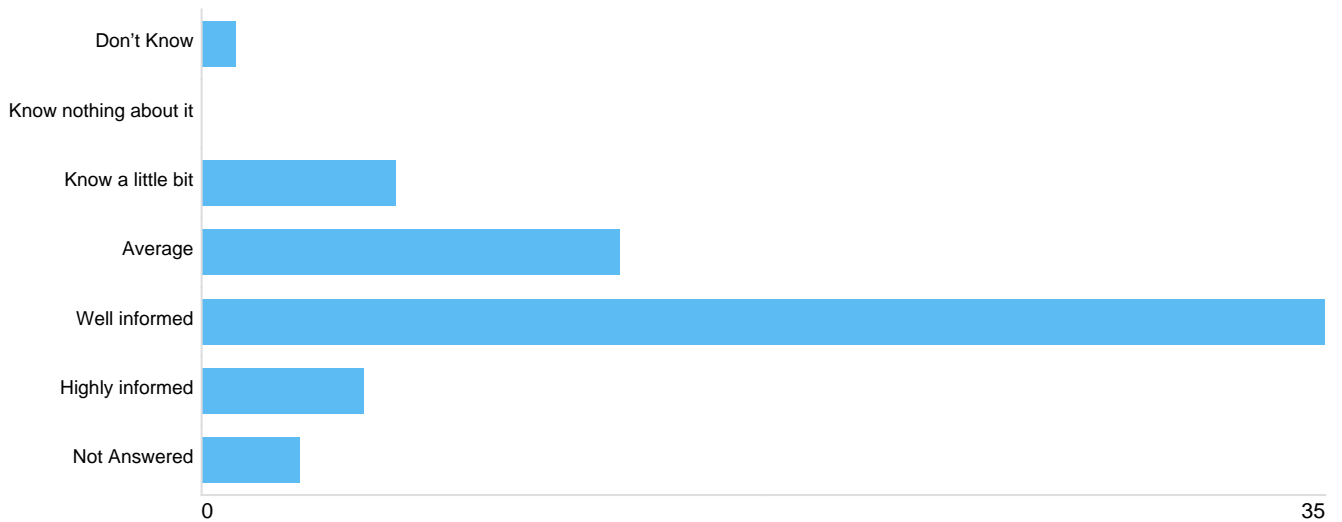
Option	Total	Percent
Yes	28	44.44%
No	24	38.10%
Don't know	8	12.70%
Not Answered	3	4.76%

personal experience of poor air quality

There were **24** responses to this part of the question.

Question 15: How would you describe your awareness of the sources of air pollution and the impacts on health?

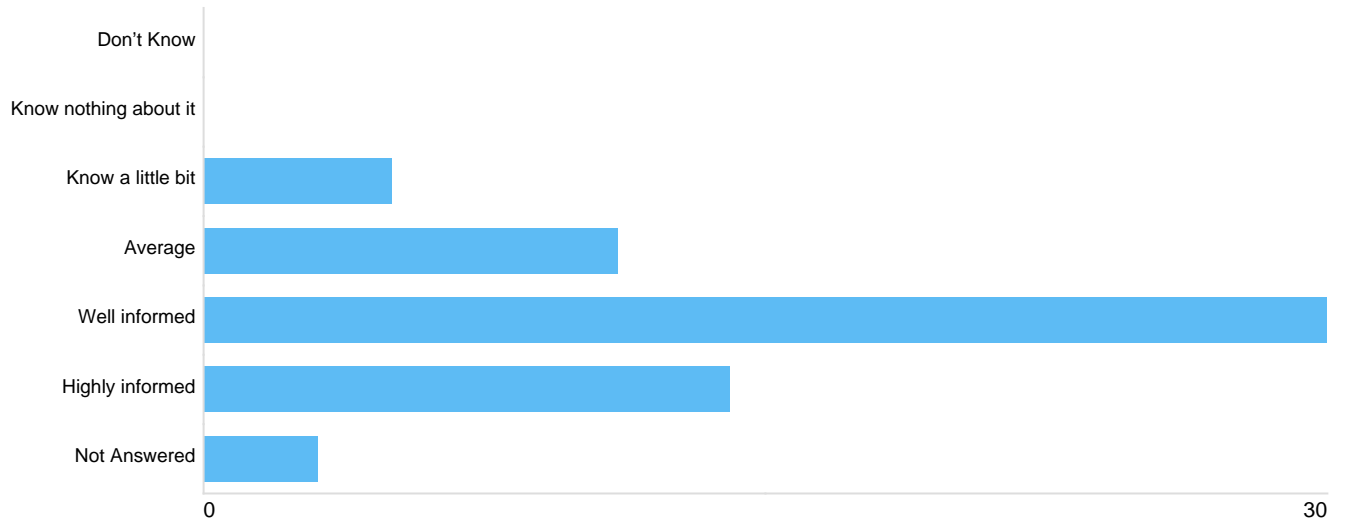
AQ Knowledge



Option	Total	Percent
Don't Know	1	1.59%
Know nothing about it	0	0.00%
Know a little bit	6	9.52%
Average	13	20.63%
Well informed	35	55.56%
Highly informed	5	7.94%
Not Answered	3	4.76%

Question 16: How would you describe your awareness of of climate change?

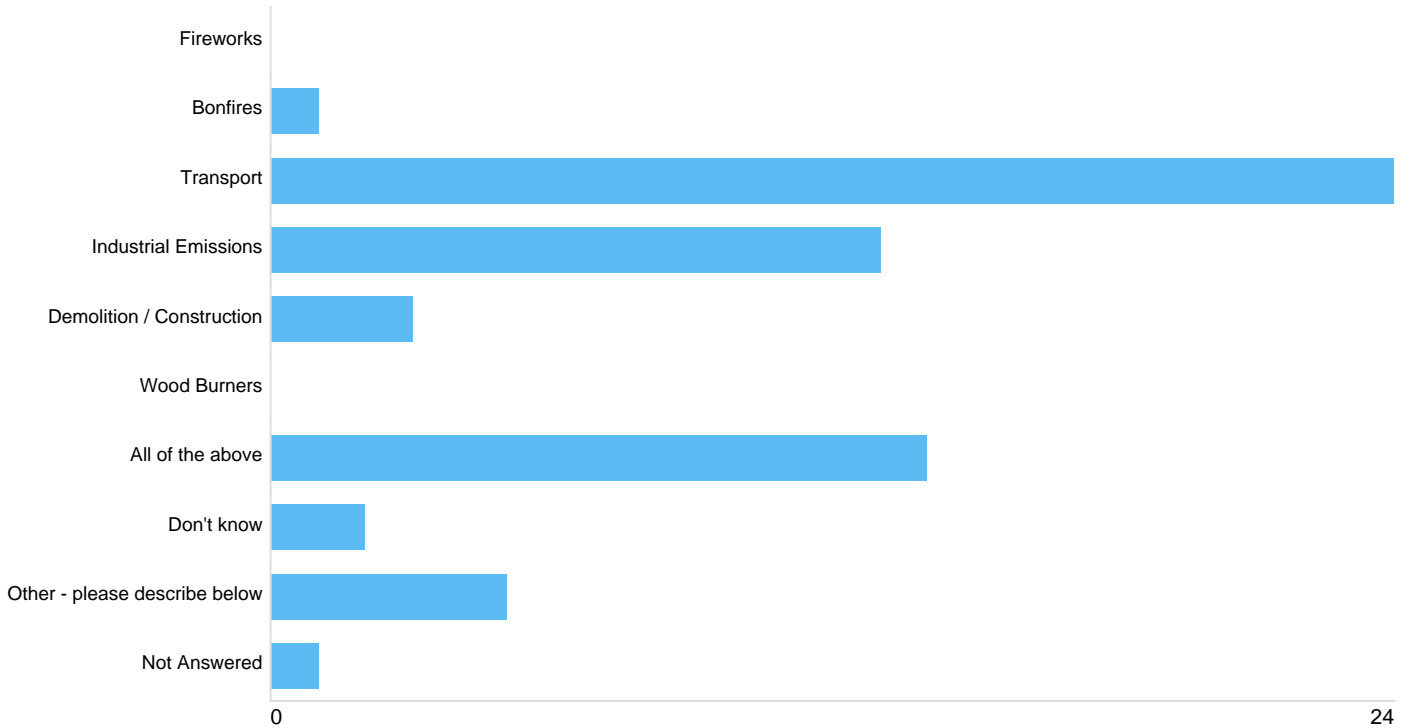
Climate Change Awareness



Option	Total	Percent
Don't Know	0	0.00%
Know nothing about it	0	0.00%
Know a little bit	5	7.94%
Average	11	17.46%
Well informed	30	47.62%
Highly informed	14	22.22%
Not Answered	3	4.76%

Question 17: Air pollution comes from many sources. In your opinion, what do you think should be our top priority to help improve air quality?

AQ_Priority Tick box



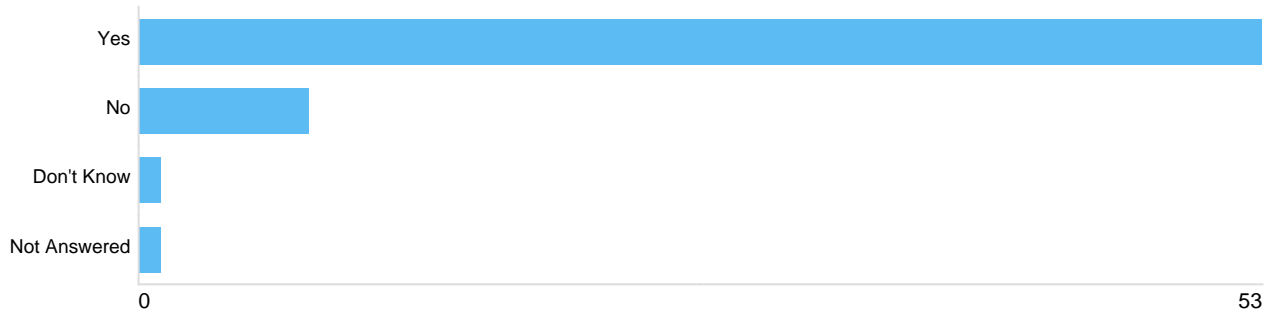
Option	Total	Percent
Fireworks	0	0.00%
Bonfires	1	1.59%
Transport	24	38.10%
Industrial Emissions	13	20.63%
Demolition / Construction	3	4.76%
Wood Burners	0	0.00%
All of the above	14	22.22%
Don't know	2	3.17%
Other - please describe below	5	7.94%
Not Answered	1	1.59%

AQ Top Priority

There were **9** responses to this part of the question.

Question 18: Have you read the Draft Air Quality Action Plan?

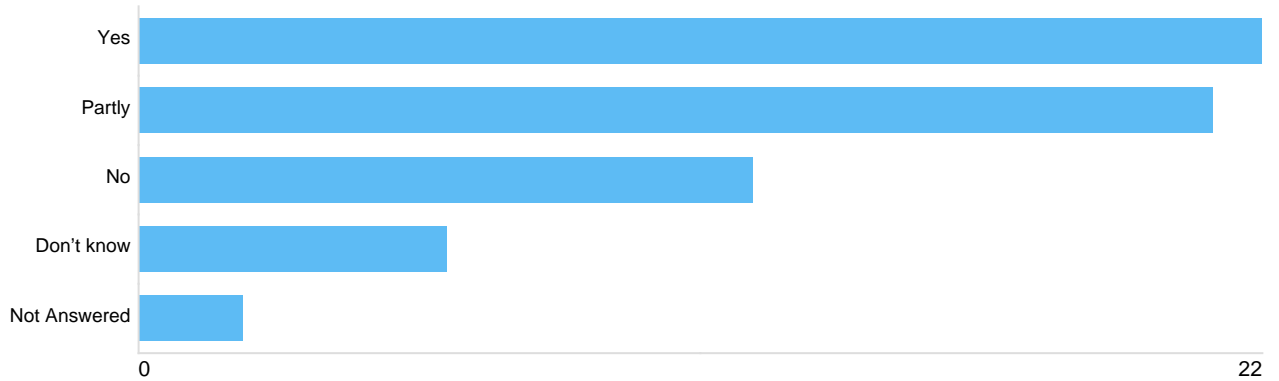
ReadPlanY_N



Option	Total	Percent
Yes	53	84.13%
No	8	12.70%
Don't Know	1	1.59%
Not Answered	1	1.59%

Question 19: Do you agree with the overall approach described in the Air Quality Action Plan?

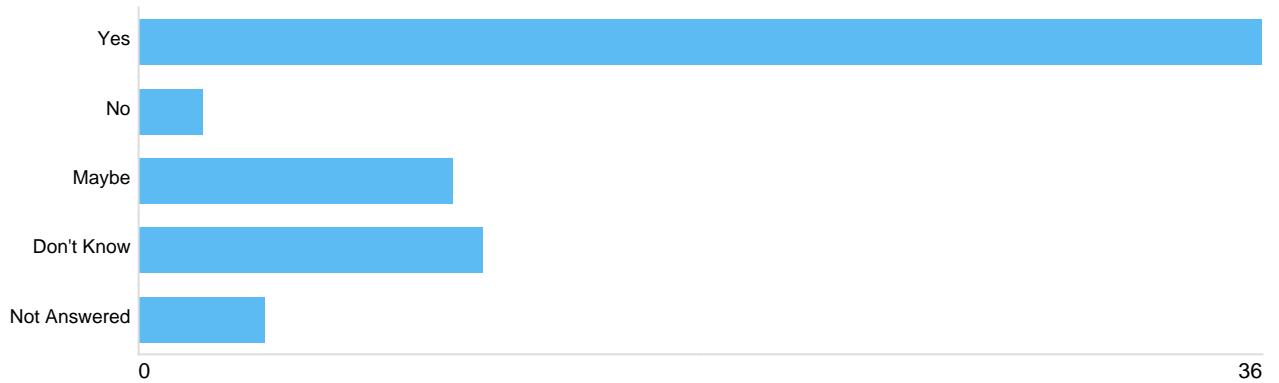
AQAP_AgreewithApproach



Option	Total	Percent
Yes	22	34.92%
Partly	21	33.33%
No	12	19.05%
Don't know	6	9.52%
Not Answered	2	3.17%

Question 20: Could we make any improvements to the Air Quality Action Plan?

improveAQAP



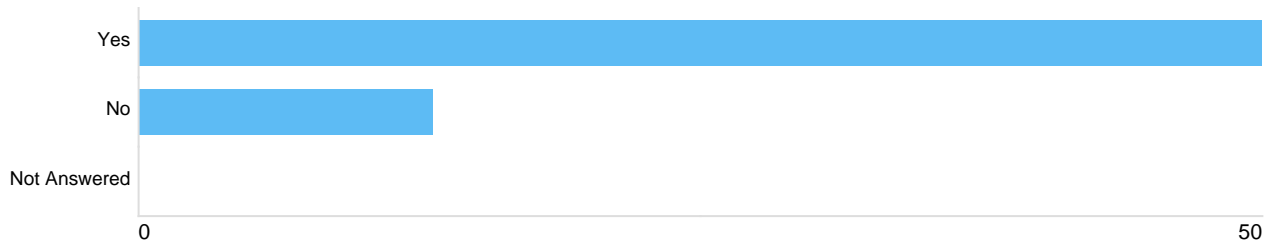
Option	Total	Percent
Yes	36	57.14%
No	2	3.17%
Maybe	10	15.87%
Don't Know	11	17.46%
Not Answered	4	6.35%

AQAP Commnets

There were 33 responses to this part of the question.

Question 21: Idling vehicles can be a source of air pollution, would you like to see signage and adverts to discourage this behaviour?

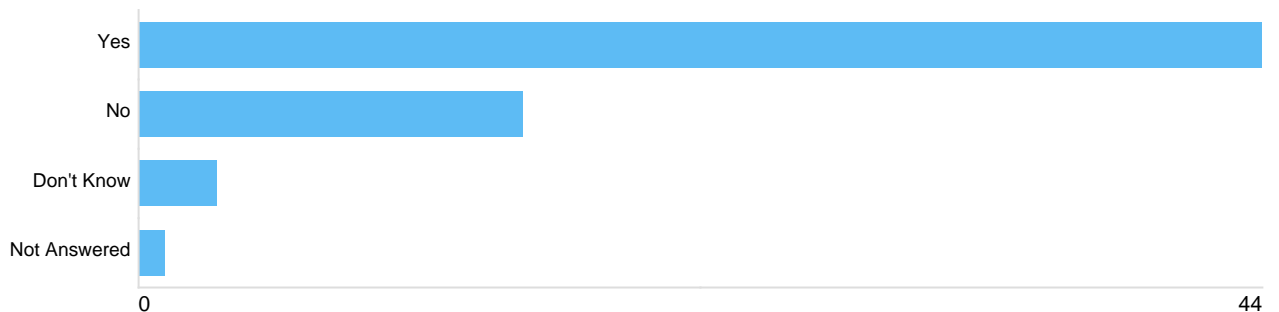
Antidling



Option	Total	Percent
Yes	50	79.37%
No	13	20.63%
Not Answered	0	0.00%

Question 22: Are you aware of the Councils Brum Breathes Programme that helps promote actions to improve air quality across the city?

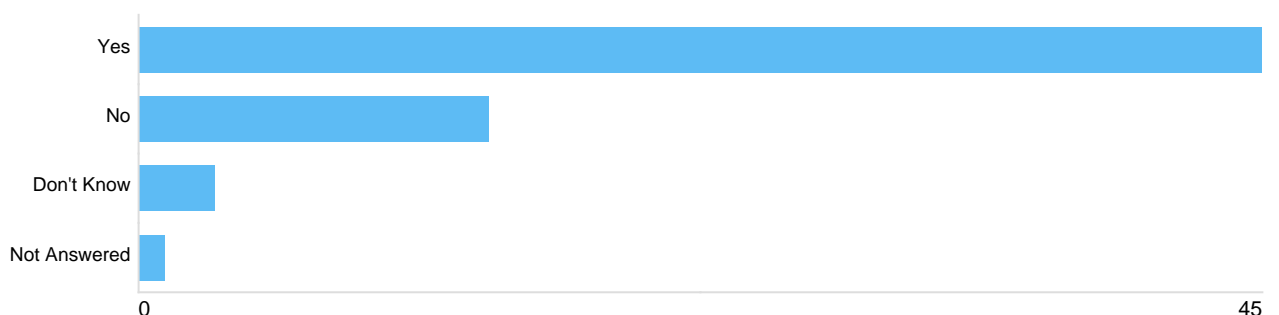
BrumBreathesAwariness



Option	Total	Percent
Yes	44	69.84%
No	15	23.81%
Don't Know	3	4.76%
Not Answered	1	1.59%

Question 23: Are you aware of the Emergency Travel Plan and website that allows for suggestions of walking and cycling route improvements?

Emergency Travel Plan Awareness



Option	Total	Percent
Yes	45	71.43%
No	14	22.22%
Don't Know	3	4.76%
Not Answered	1	1.59%

Question 24: If you have any else to add, please use the comments box below. If not please press continue.

Additional Comments

There were **34** responses to this part of the question.