

Card Payment Facilities in Hackney Carriage Vehicles: Summary report

This report was created on Monday 25 June 2018 at 08:24.

The consultation ran from 14/05/2018 to 24/06/2018.

Contents

Question 1: What is your name?	1
Name	1
Question 2: What is your email address?	1
Email	1
Question 3: What is your organisation?	1
Organisation	1
Question 4: Do you think it should be compulsory for hackney carriage vehicles to be equipped to accept card payments?	1
Should it be compulsory for HCVs to be equipped to accept card payments	1
Please give reasons for your answer:	2
Question 5: Are you a	2
Respondent	2
If other, please specify	2
Question 6: How old are you?	3
Age	3
Question 7: What is your sex?	4
Gender	4
Question 8: Do you have any physical or mental health conditions or illnesses lasting or expected to last for 12 months or more?	4
Physical or mental health conditions or illnesses	4
Question 9: What is your ethnic group?	5
Ethnicity	5
Question 10: What is your sexual orientation?	5
Sexual Orientation	5
Question 11: What is your religion or belief?	6
Religion	6

Question 1: What is your name?

Name

There were **44** responses to this part of the question.

Question 2: What is your email address?

Email

There were **40** responses to this part of the question.


Question 3: What is your organisation?

Organisation

There were **35** responses to this part of the question.

Question 4: Do you think it should be compulsory for hackney carriage vehicles to be equipped to accept card payments?

Should it be compulsory for HCVs to be equipped to accept card payments



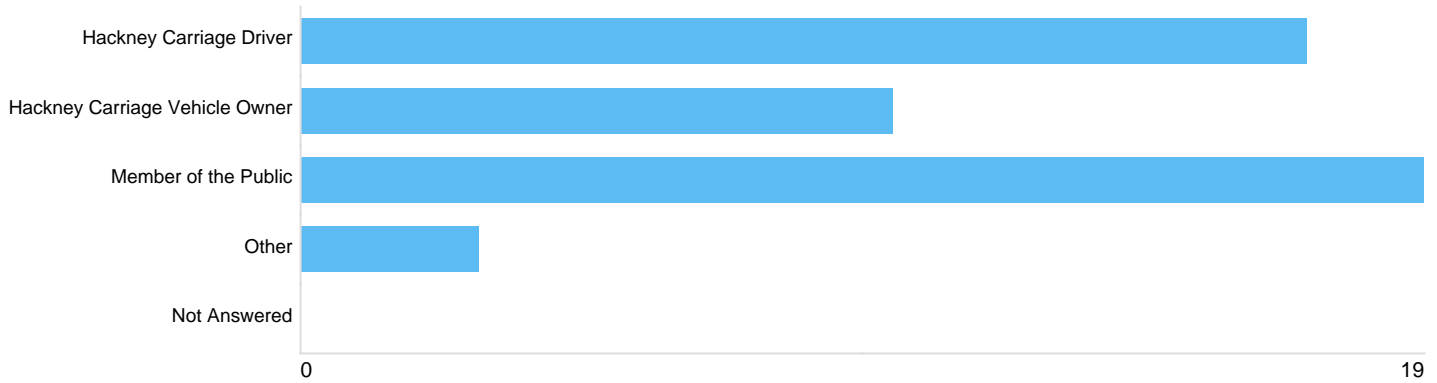
Option	Total	Percent
Yes	37	75.51%
No	12	24.49%
Not Answered	0	0%

Please give reasons for your answer:

There were **42** responses to this part of the question.

Question 5: Are you a

Respondent



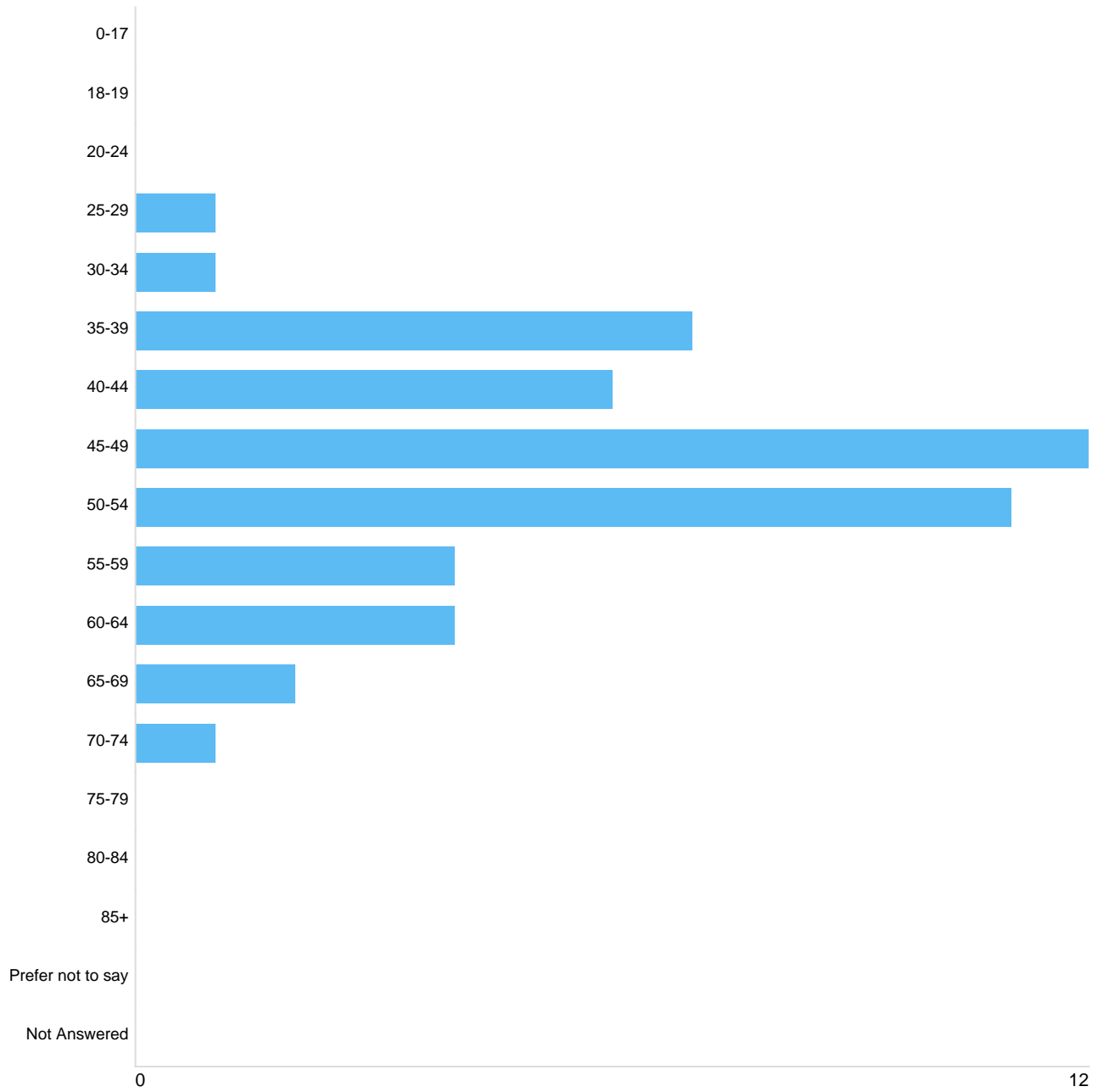
Option	Total	Percent
Hackney Carriage Driver	17	34.69%
Hackney Carriage Vehicle Owner	10	20.41%
Member of the Public	19	38.78%
Other	3	6.12%
Not Answered	0	0%

If other, please specify

There was **1** response to this part of the question.

Question 6: How old are you?

Age



Option	Total	Percent
0-17	0	0%
18-19	0	0%
20-24	0	0%
25-29	1	2.04%
30-34	1	2.04%
35-39	7	14.29%
40-44	6	12.24%
45-49	12	24.49%
50-54	11	22.45%
55-59	4	8.16%
60-64	4	8.16%
65-69	2	4.08%
70-74	1	2.04%
75-79	0	0%
80-84	0	0%
85+	0	0%
Prefer not to say	0	0%
Not Answered	0	0%

Question 7: What is your sex?

Gender



Option	Total	Percent
Female	10	20.41%
Male	38	77.55%
Not Answered	1	2.04%

Question 8: Do you have any physical or mental health conditions or illnesses lasting or expected to last for 12 months or more?

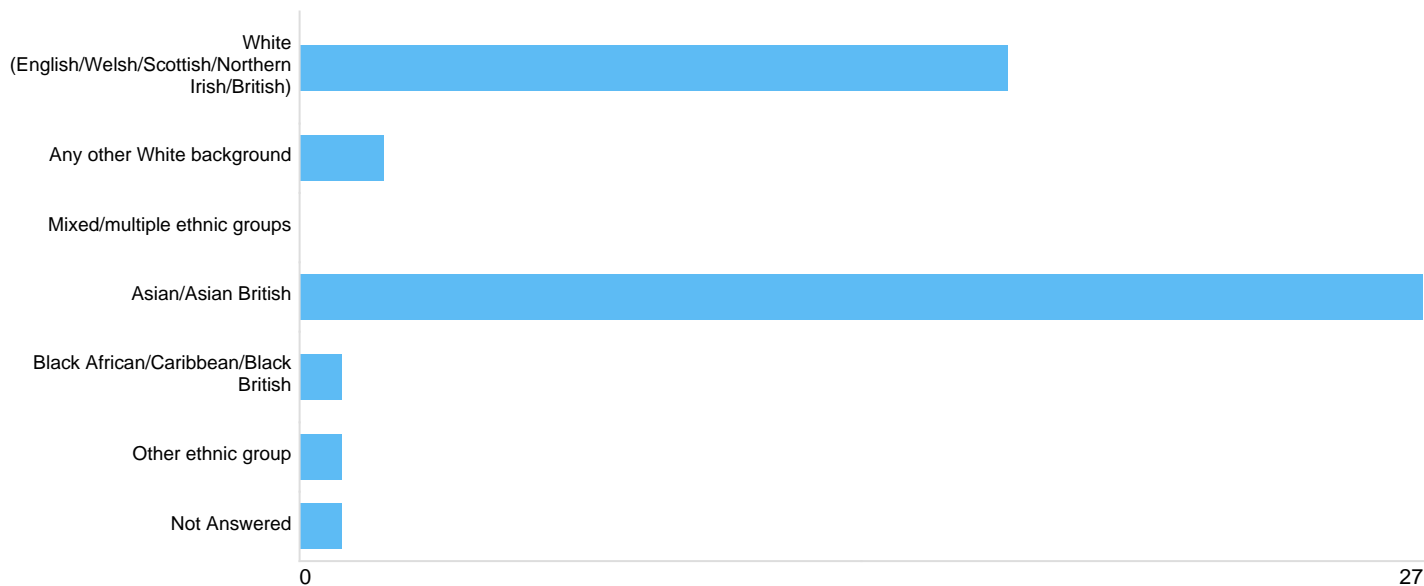
Physical or mental health conditions or illnesses



Option	Total	Percent
Yes	4	8.16%
No	40	81.63%
Prefer not to say	4	8.16%
Not Answered	1	2.04%

Question 9: What is your ethnic group?

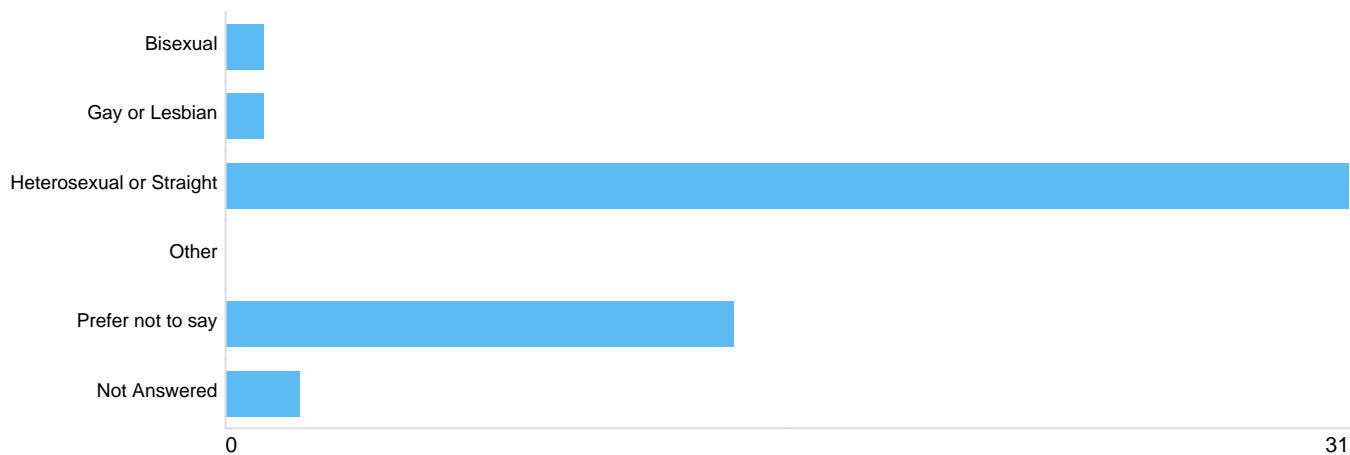
Ethnicity



Option	Total	Percent
White (English/Welsh/Scottish/Northern Irish/British)	17	34.69%
Any other White background	2	4.08%
Mixed/multiple ethnic groups	0	0%
Asian/Asian British	27	55.10%
Black African/Caribbean/Black British	1	2.04%
Other ethnic group	1	2.04%
Not Answered	1	2.04%

Question 10: What is your sexual orientation?

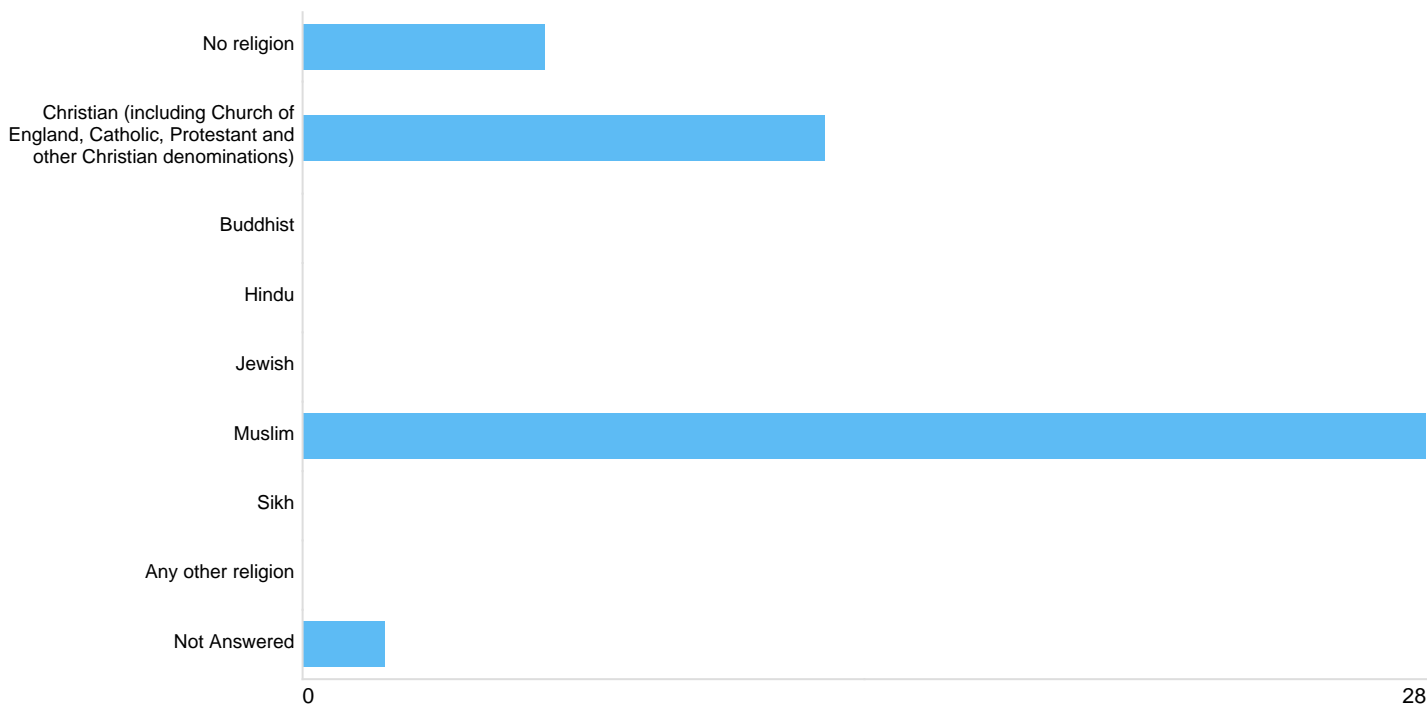
Sexual Orientation



Option	Total	Percent
Bisexual	1	2.04%
Gay or Lesbian	1	2.04%
Heterosexual or Straight	31	63.27%
Other	0	0%
Prefer not to say	14	28.57%
Not Answered	2	4.08%

Question 11: What is your religion or belief?

Religion



Option	Total	Percent
No religion	6	12.24%
Christian (including Church of England, Catholic, Protestant and other Christian denominations)	13	26.53%
Buddhist	0	0%
Hindu	0	0%
Jewish	0	0%
Muslim	28	57.14%
Sikh	0	0%
Any other religion	0	0%
Not Answered	2	4.08%