

Department for Transport Mandatory Guidance for Taxi and Private Hire Licensing: Summary report

This report was created on Thursday 05 May 2022 at 15:51 and includes 37 responses.

The activity ran from 03/03/2022 to 30/04/2022.

Contents

Question 1: What is your name?	2
Name	2
Question 2: What is your email address?	2
Email	2
Question 3: What is your organisation?	2
Organisation	2
Question 4: Do you support these proposals?	2
Do you support the DBS checks proposals?	2
Question 5: Comments	2
Comments	2
Question 6: Do you support these proposals?	3
Do you support the DBS checks for vehicle proprietors proposals?	3
Question 7: Comments	3
Comments	3
Question 8: Do you support these proposals?	3
Do you support the three year licences proposals?	3
Question 9: Comments	3
Comments	3
Question 10: Do you support these proposals?	3
Do you support the changes for private hire operators proposals?	3
Question 11: Comments	4
Comments	4
Question 12: Do you support these proposals?	4
Do you support the motoring and other serious offences for licensed drivers proposals?	4
Question 13: Comments	4
Comments	4
Question 14: Do you support these proposals?	4
Do you support the motoring and other serious offences for new applicants proposals?	4
Question 15: Comments	4
Comments	4
Question 16: Do you support these proposals?	5
Do you support the engaging with other local authorities and sharing information proposals?	5
Question 17: Comments	5
Comments	5
Question 18: Do you support these proposals?	5
Do you support the proposals for making the licensing policy available on-line?	5
Question 19: Comments	5
Comments	5
Question 20: Do you believe the mandatory installation of CCTV recording equipment in hackney carriage and private hire vehicles licensed by Birmingham City Council is proportionate?	5
Is the mandatory installation of CCTV recording equipment in hackney carriage and private hire vehicles licensed by Birmingham City Council proportionate?	5
Question 21: Comments	6
Comments	6
Question 22: Age: Which age group applies to you?	6
Age	6
Question 23: Sex/Gender: What is your sex?	7
gender	7
Question 24: Disability: Do you have any physical or mental health conditions or illnesses lasting or expected to last for 12 months or more?	7
Physical or mental health conditions	7

Question 25: Ethnicity: What is your ethnic group?	8
Ethnicity White	8
Ethnicity Other White	8
Ethnicity Mixed/Multiple	8
Ethnicity Other Mixed/multiple	9
Ethnicity Asian/Asian British	9
Ethnicity Asian/Asian British Other	9
Ethnicity Black/African/Caribbean/Black British	10
Ethnicity Black African/Caribbean/Black British Other	10
Ethnicity Other Ethnic Group	10
Ethnicity Other ethnic group - Other	10
Prefer not to say	11
Question 26: Religion: What is your religion or belief?	11
Religion	11
Other religion	11
Question 27: Sexual Orientation: What is your Sexual Orientation?	12
Sexual Orientation	12

Question 1: What is your name?

Name

There were **33** responses to this part of the question.

Question 2: What is your email address?

Email

There were **33** responses to this part of the question.

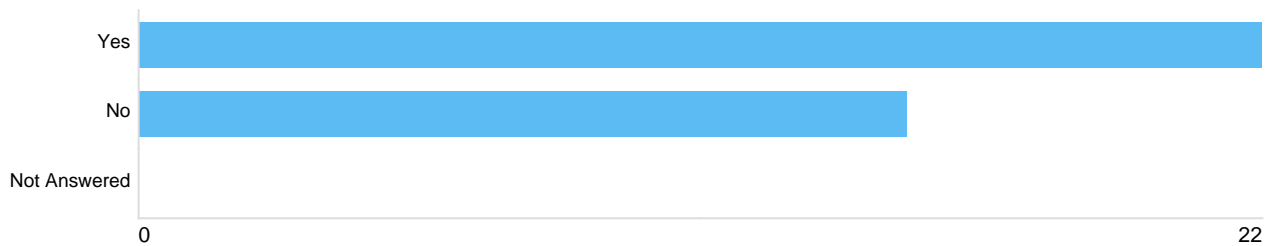
Question 3: What is your organisation?

Organisation

There were **26** responses to this part of the question.

Question 4: Do you support these proposals?

Do you support the DBS checks proposals?



Option	Total	Percent
Yes	22	59.46%
No	15	40.54%
Not Answered	0	0.00%

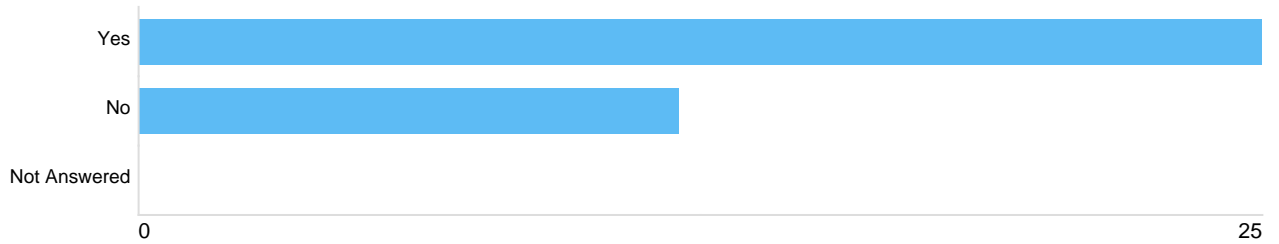
Question 5: Comments

Comments

There were **18** responses to this part of the question.

Question 6: Do you support these proposals?

Do you support the DBS checks for vehicle proprietors proposals?



Option	Total	Percent
Yes	25	67.57%
No	12	32.43%
Not Answered	0	0.00%

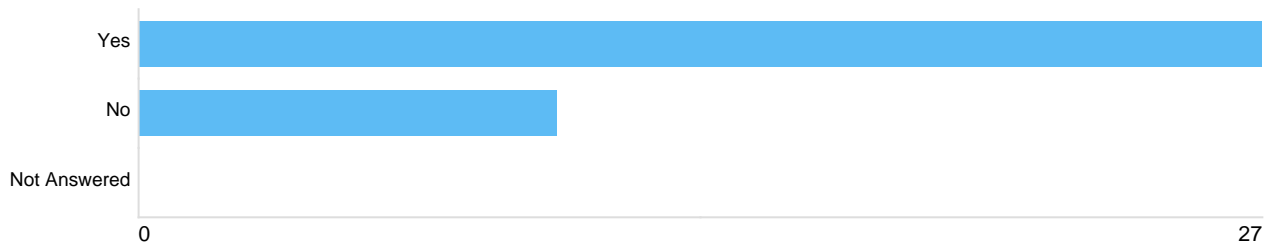
Question 7: Comments

Comments

There were 10 responses to this part of the question.

Question 8: Do you support these proposals?

Do you support the three year licences proposals?



Option	Total	Percent
Yes	27	72.97%
No	10	27.03%
Not Answered	0	0.00%

Question 9: Comments

Comments

There were 9 responses to this part of the question.

Question 10: Do you support these proposals?

Do you support the changes for private hire operators proposals?



Option	Total	Percent
Yes	31	83.78%
No	6	16.22%
Not Answered	0	0.00%

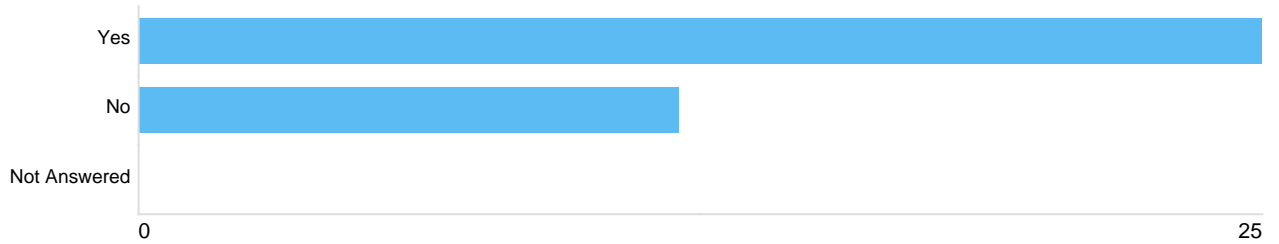
Question 11: Comments

Comments

There were 7 responses to this part of the question.

Question 12: Do you support these proposals?

Do you support the motoring and other serious offences for licensed drivers proposals?



Option	Total	Percent
Yes	25	67.57%
No	12	32.43%
Not Answered	0	0.00%

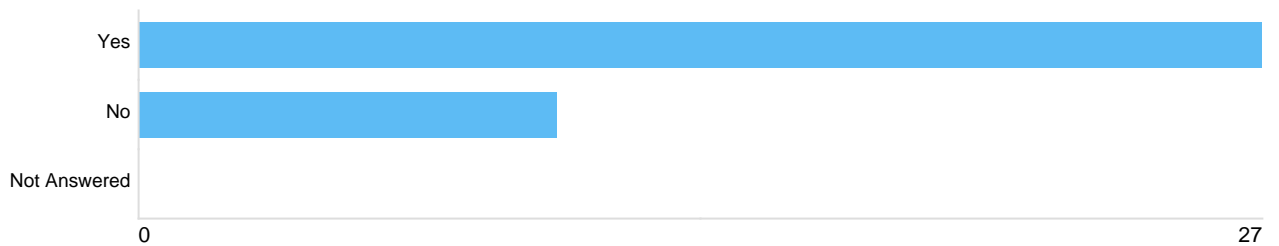
Question 13: Comments

Comments

There were 7 responses to this part of the question.

Question 14: Do you support these proposals?

Do you support the motoring and other serious offences for new applicants proposals?



Option	Total	Percent
Yes	27	72.97%
No	10	27.03%
Not Answered	0	0.00%

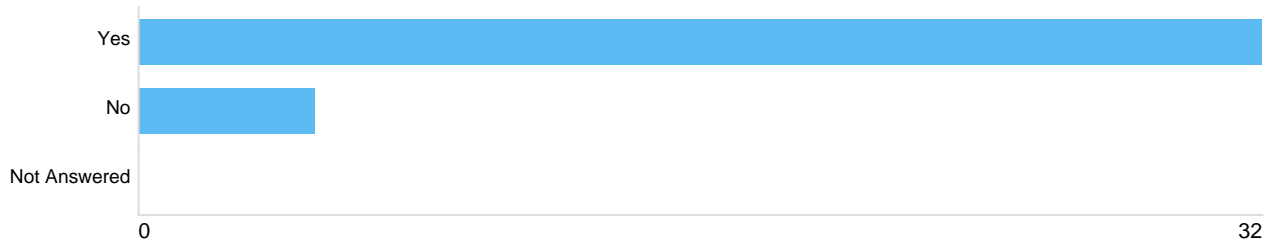
Question 15: Comments

Comments

There were 8 responses to this part of the question.

Question 16: Do you support these proposals?

Do you support the engaging with other local authorities and sharing information proposals?



Option	Total	Percent
Yes	32	86.49%
No	5	13.51%
Not Answered	0	0.00%

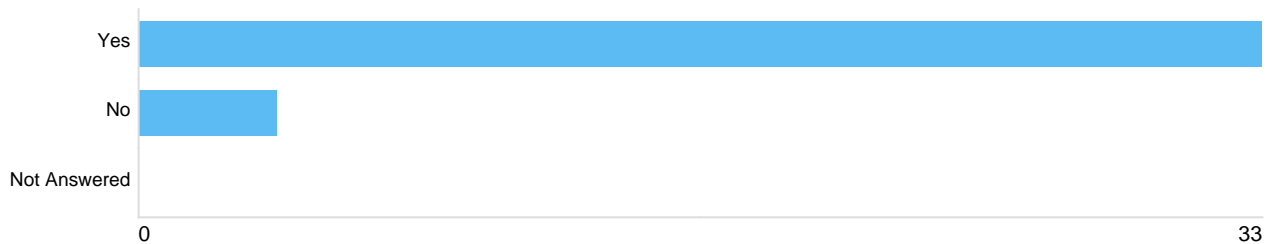
Question 17: Comments

Comments

There were 6 responses to this part of the question.

Question 18: Do you support these proposals?

Do you support the proposals for making the licensing policy available on-line?



Option	Total	Percent
Yes	33	89.19%
No	4	10.81%
Not Answered	0	0.00%

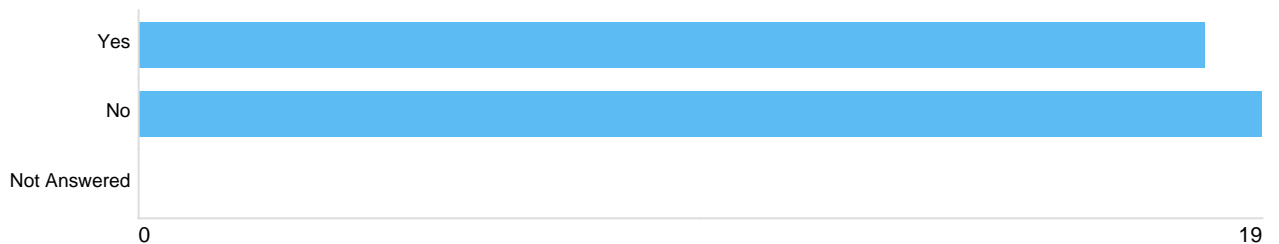
Question 19: Comments

Comments

There were 6 responses to this part of the question.

Question 20: Do you believe the mandatory installation of CCTV recording equipment in hackney carriage and private hire vehicles licensed by Birmingham City Council is proportionate?

Is the mandatory installation of CCTV recording equipment in hackney carriage and private hire vehicles licensed by Birmingham City Council proportionate?



Option	Total	Percent
Yes	18	48.65%
No	19	51.35%
Not Answered	0	0.00%

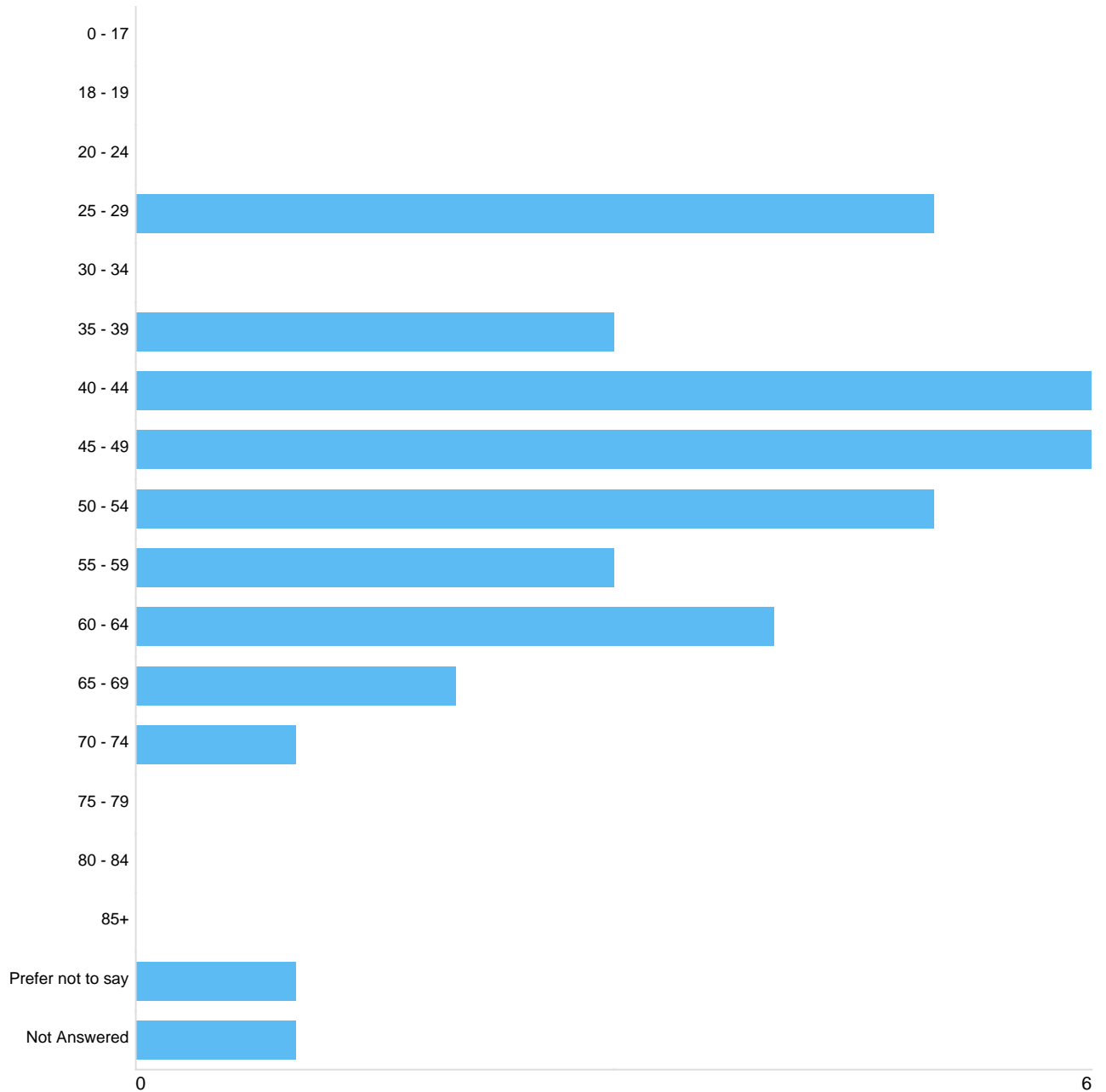
Question 21: Comments

Comments

There were 13 responses to this part of the question.

Question 22: Age: Which age group applies to you?

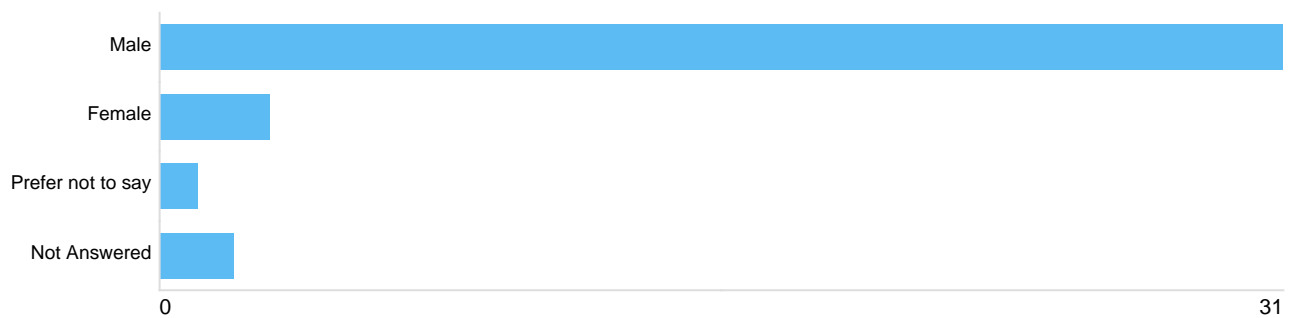
Age



Option	Total	Percent
0 - 17	0	0.00%
18 - 19	0	0.00%
20 - 24	0	0.00%
25 - 29	5	13.51%
30 - 34	0	0.00%
35 - 39	3	8.11%
40 - 44	6	16.22%
45 - 49	6	16.22%
50 - 54	5	13.51%
55 - 59	3	8.11%
60 - 64	4	10.81%
65 - 69	2	5.41%
70 - 74	1	2.70%
75 - 79	0	0.00%
80 - 84	0	0.00%
85+	0	0.00%
Prefer not to say	1	2.70%
Not Answered	1	2.70%

Question 23: Sex/Gender: What is your sex?

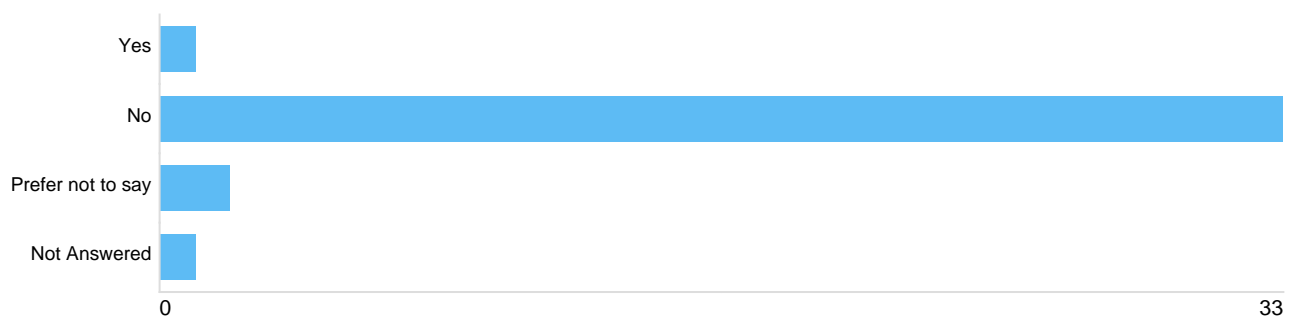
gender



Option	Total	Percent
Male	31	83.78%
Female	3	8.11%
Prefer not to say	1	2.70%
Not Answered	2	5.41%

Question 24: Disability: Do you have any physical or mental health conditions or illnesses lasting or expected to last for 12 months or more?

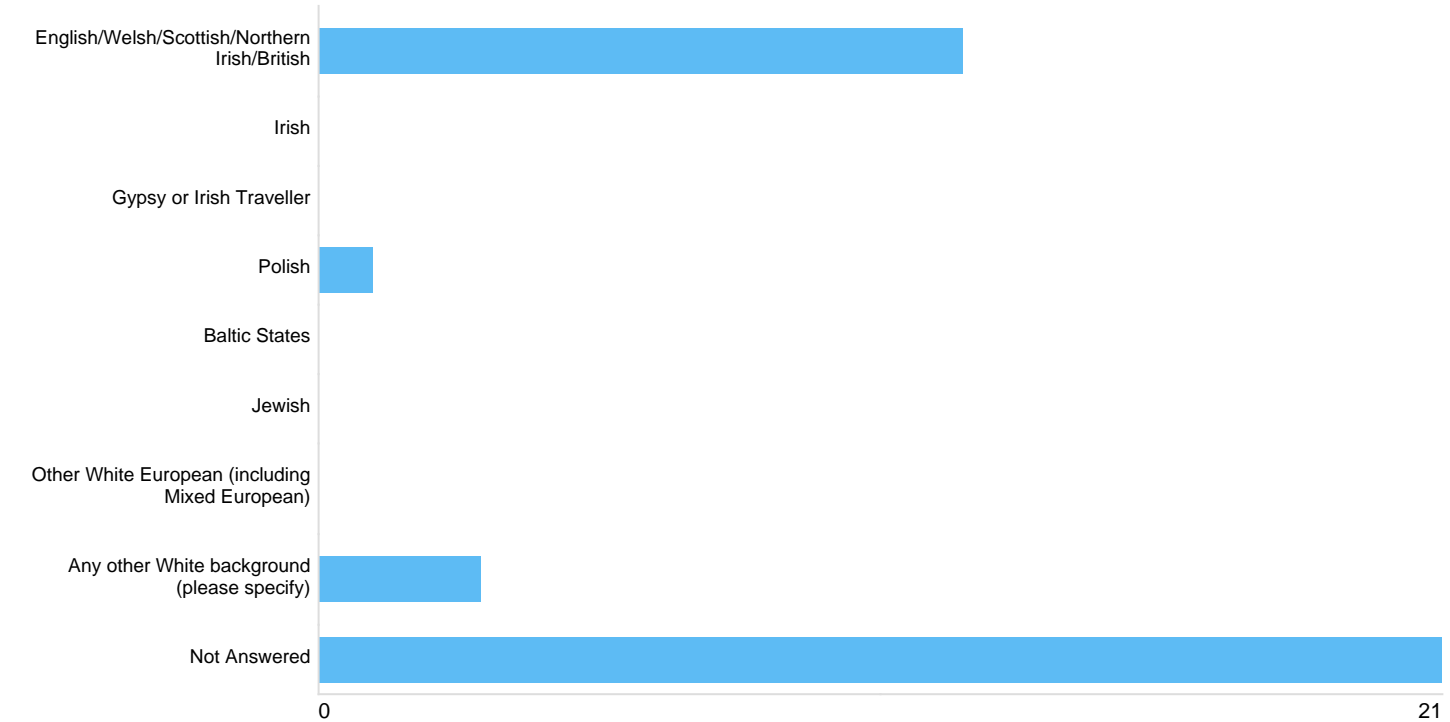
Physical or mental health conditions



Option	Total	Percent
Yes	1	2.70%
No	33	89.19%
Prefer not to say	2	5.41%
Not Answered	1	2.70%

Question 25: Ethnicity: What is your ethnic group?

Ethnicity White



Option	Total	Percent
English/Welsh/Scottish/Northern Irish/British	12	32.43%
Irish	0	0.00%
Gypsy or Irish Traveller	0	0.00%
Polish	1	2.70%
Baltic States	0	0.00%
Jewish	0	0.00%
Other White European (including Mixed European)	0	0.00%
Any other White background (please specify)	3	8.11%
Not Answered	21	56.76%

Ethnicity Other White

There were **0** responses to this part of the question.

Ethnicity Mixed/Multiple

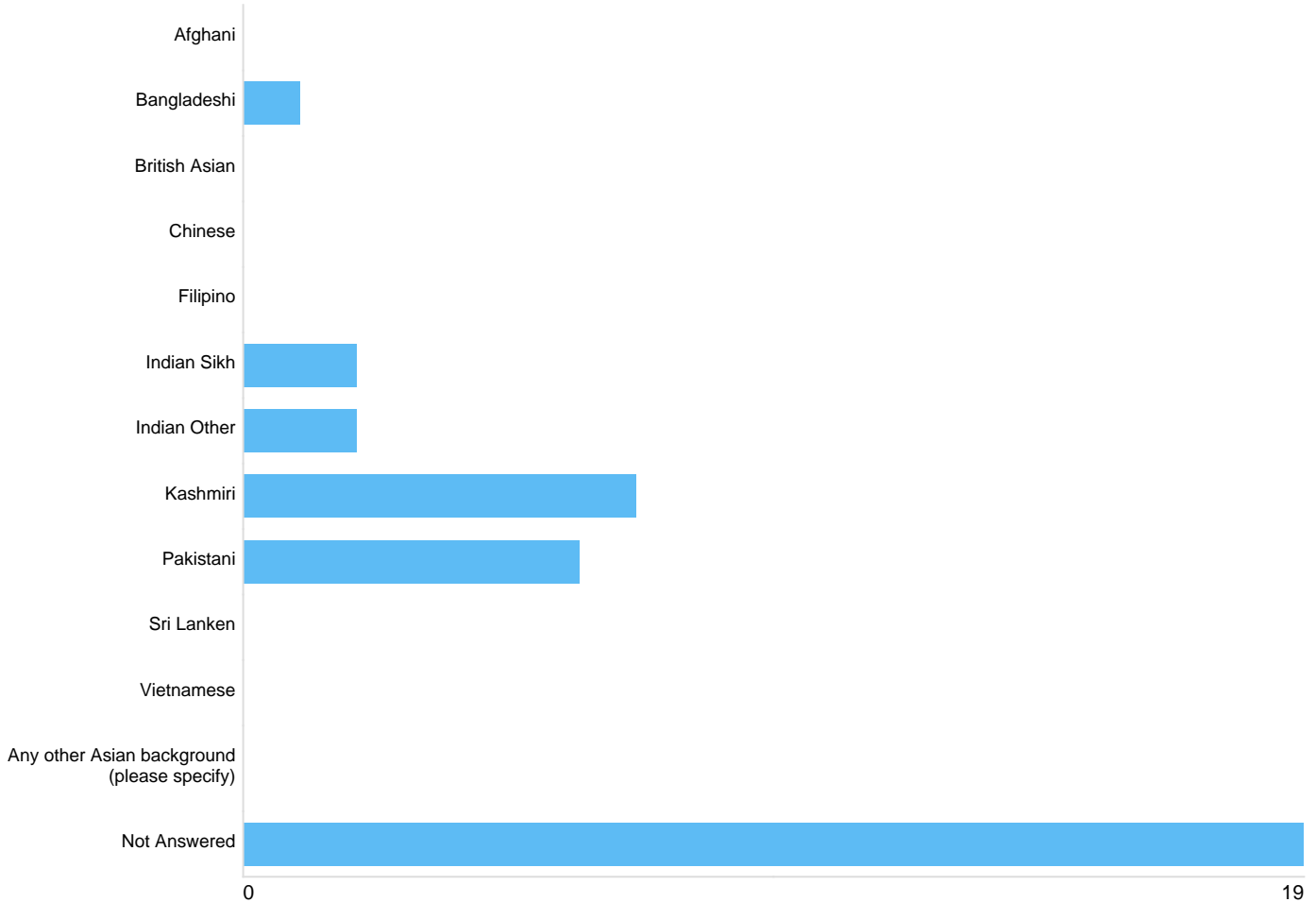


Option	Total	Percent
White and Black Caribbean/African	0	0.00%
White and Asian	0	0.00%
Any other mixed background (please specify)	0	0.00%
Not Answered	37	100.00%

Ethnicity Other Mixed/multiple

There were 0 responses to this part of the question.

Ethnicity Asian/Asian British




Option	Total	Percent
Afghani	0	0.00%
Bangladeshi	1	2.70%
British Asian	0	0.00%
Chinese	0	0.00%
Filipino	0	0.00%
Indian Sikh	2	5.41%
Indian Other	2	5.41%
Kashmiri	7	18.92%
Pakistani	6	16.22%
Sri Lanken	0	0.00%
Vietnamese	0	0.00%
Any other Asian background (please specify)	0	0.00%
Not Answered	19	51.35%

Ethnicity Asian/Asian British Other

There were 0 responses to this part of the question.

Ethnicity Black/African/Caribbean/Black British




Option	Total	Percent
African	0	0.00%
Black British	0	0.00%
Caribbean	0	0.00%
Somali	1	2.70%
Any other Black/African/Caribbean background (please specify)	0	0.00%
Not Answered	36	97.30%

Ethnicity Black African/Caribbean/Black British Other

There were 0 responses to this part of the question.

Ethnicity Other Ethnic Group



Option	Total	Percent
Arab	0	0.00%
Iranian	0	0.00%
Kurdish	0	0.00%
Yemeni	0	0.00%
Any other ethnic group (please specify)	0	0.00%
Not Answered	37	100.00%

Ethnicity Other ethnic group - Other

There were 0 responses to this part of the question.

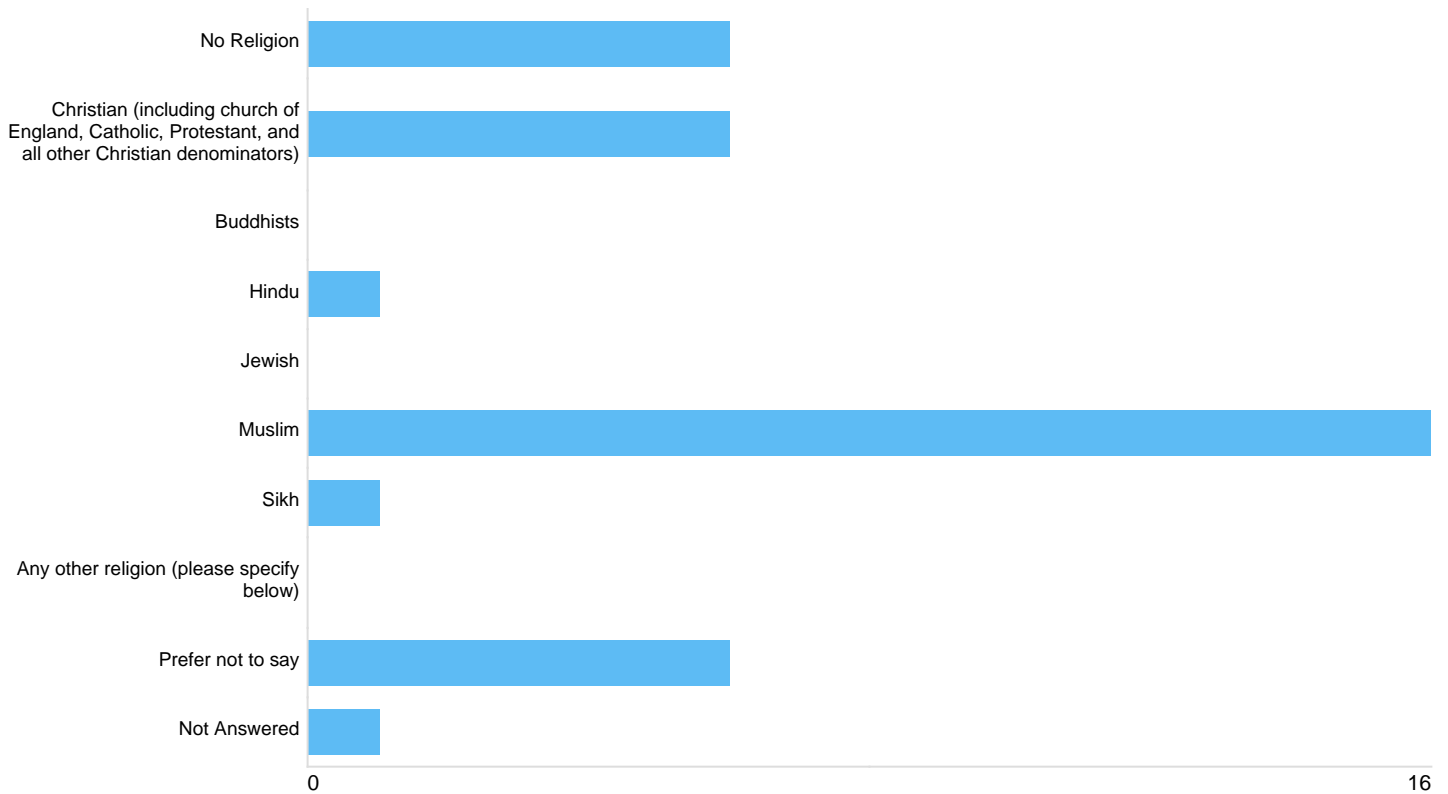
Prefer not to say



Option	Total	Percent
Prefer not to say	5	13.51%
Not Answered	32	86.49%

Question 26: Religion: What is your religion or belief?

Religion



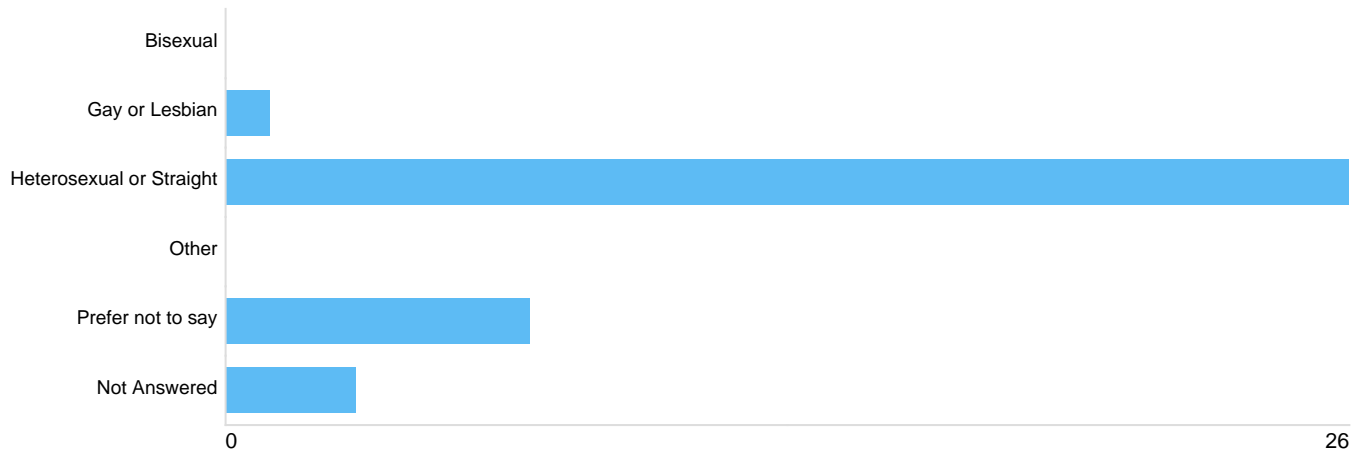
Option	Total	Percent
No Religion	6	16.22%
Christian (including church of England, Catholic, Protestant, and all other Christian denominators)	6	16.22%
Buddhists	0	0.00%
Hindu	1	2.70%
Jewish	0	0.00%
Muslim	16	43.24%
Sikh	1	2.70%
Any other religion (please specify below)	0	0.00%
Prefer not to say	6	16.22%
Not Answered	1	2.70%

Other religion

There were **0** responses to this part of the question.

Question 27: Sexual Orientation: What is your Sexual Orientation?

Sexual Orientation



Option	Total	Percent
Bisexual	0	0.00%
Gay or Lesbian	1	2.70%
Heterosexual or Straight	26	70.27%
Other	0	0.00%
Prefer not to say	7	18.92%
Not Answered	3	8.11%