

Gambling Act 2005 Statement of Gambling Principles Review: Summary report

This report was created on Monday 26 November 2018 at 08:06.

The consultation ran from 16/10/2018 to 25/11/2018.

Contents

Question 1: What is your name?	1
Name	1
Question 2: What is your email address?	1
Email	1
Question 3: What is your organisation?	1
Organisation	1
Question 4: Please give us any comments you wish to make in regard to the draft Statement of Gambling Principles?	1
Comments	1
Question 5: How old are you?	2
Age group	2
Question 6: What is your sex?	3
Gender	3
Question 7: Do you have any physical or mental health conditions or illnesses lasting or expected to last for 12 months or more?	3
Physical or Mental health condition	3
Question 8: What is your ethnic group?	4
Ethnicity	4
Question 9: What is your sexual orientation?	4
Sexual orientation	4
Question 10: What is your religion or belief?	5
Religion or Belief	5

Question 1: What is your name?

Name

There were 3 responses to this part of the question.

Question 2: What is your email address?

Email

There were 3 responses to this part of the question.

Question 3: What is your organisation?

Organisation

There were 2 responses to this part of the question.

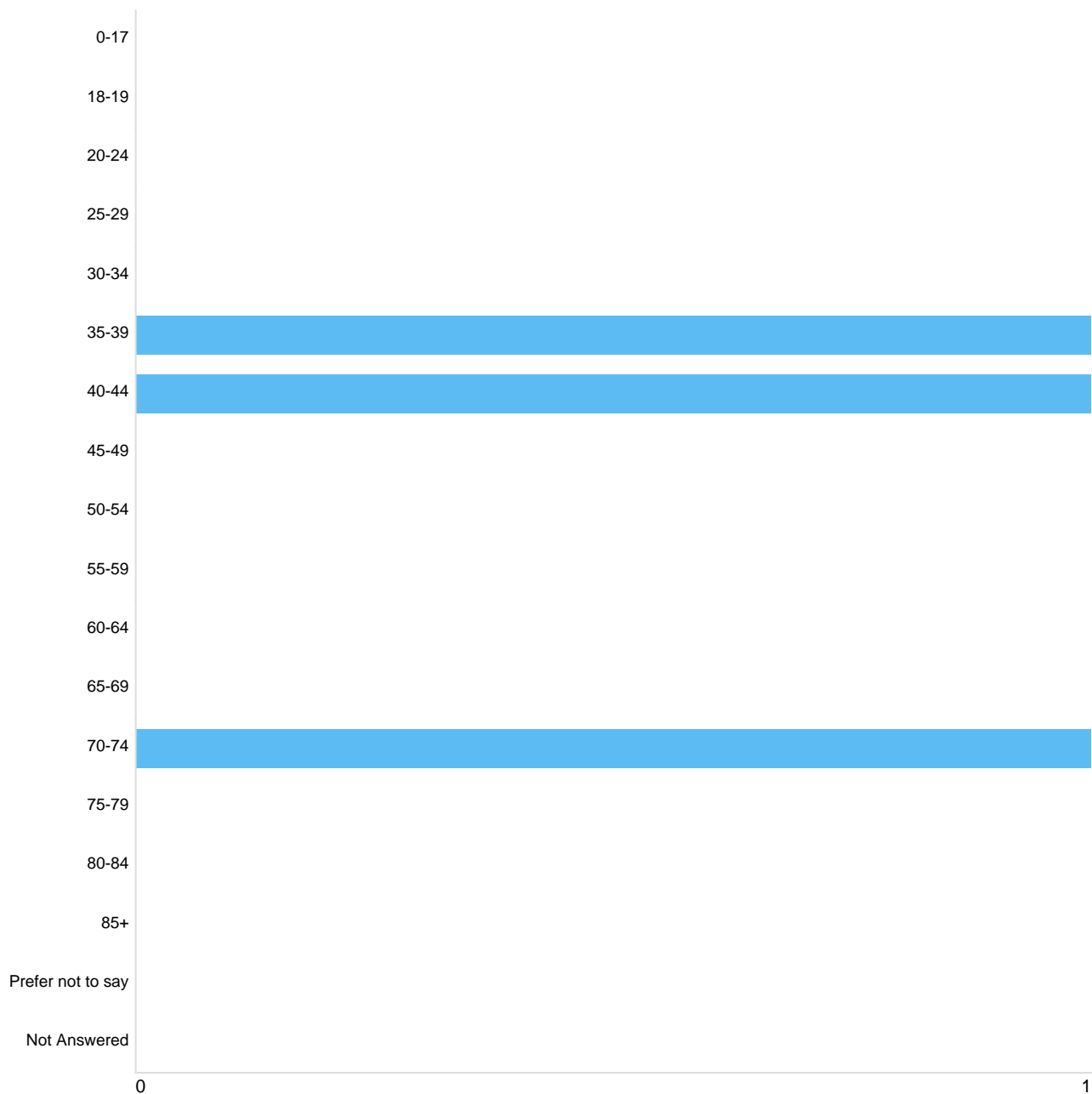
Question 4: Please give us any comments you wish to make in regard to the draft Statement of Gambling Principles?

Comments

There were 3 responses to this part of the question.

Question 5: How old are you?

Age group



Option	Total	Percent
0-17	0	0%
18-19	0	0%
20-24	0	0%
25-29	0	0%
30-34	0	0%
35-39	1	33.33%
40-44	1	33.33%
45-49	0	0%
50-54	0	0%
55-59	0	0%
60-64	0	0%
65-69	0	0%
70-74	1	33.33%
75-79	0	0%
80-84	0	0%
85+	0	0%
Prefer not to say	0	0%
Not Answered	0	0%

Question 6: What is your sex?

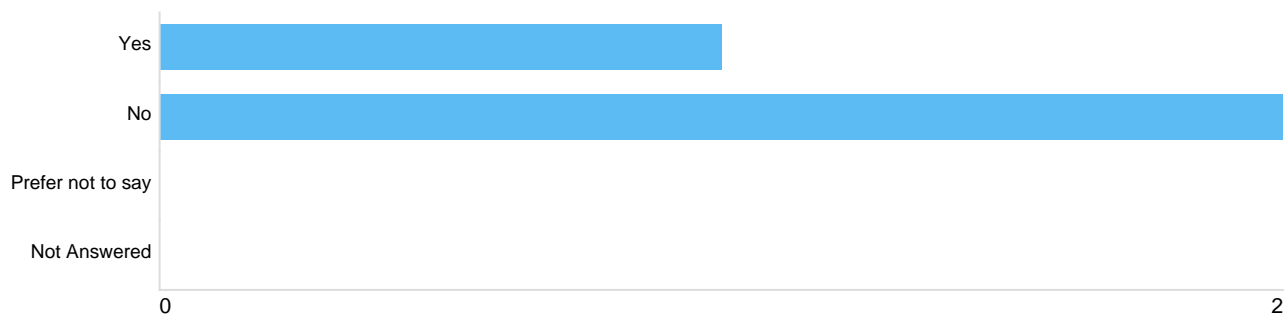
Gender



Option	Total	Percent
Female	0	0%
Male	3	100.00%
Not Answered	0	0%

Question 7: Do you have any physical or mental health conditions or illnesses lasting or expected to last for 12 months or more?


Physical or Mental health condition



Option	Total	Percent
Yes	1	33.33%
No	2	66.67%
Prefer not to say	0	0%
Not Answered	0	0%

Question 8: What is your ethnic group?

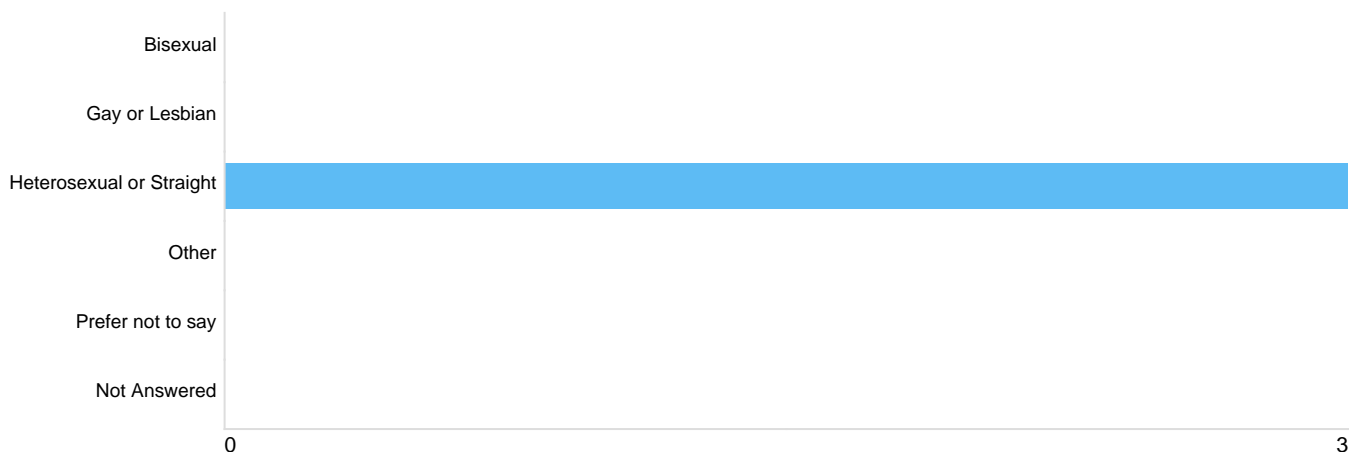
Ethnicity



Option	Total	Percent
White (English/Welsh/Scottish/Northern Irish/British)	3	100.00%
Any other White background	0	0%
Mixed/multiple ethnic groups	0	0%
Asian/Asian British	0	0%
Black African/Caribbean/Black British	0	0%
Chinese	0	0%
Other ethnic group	0	0%
Not Answered	0	0%

Question 9: What is your sexual orientation?

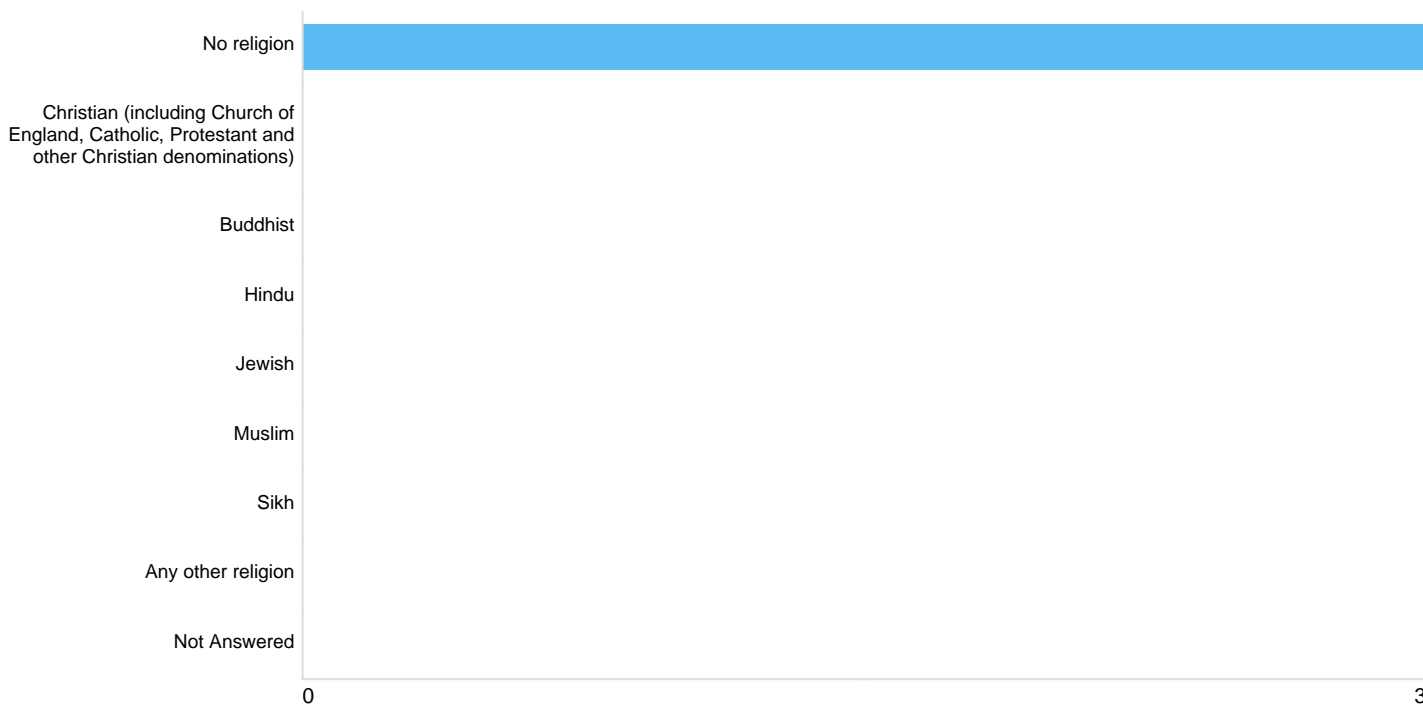
Sexual orientation



Option	Total	Percent
Bisexual	0	0%
Gay or Lesbian	0	0%
Heterosexual or Straight	3	100.00%
Other	0	0%
Prefer not to say	0	0%
Not Answered	0	0%

Question 10: What is your religion or belief?

Religion or Belief



Option	Total	Percent
No religion	3	100.00%
Christian (including Church of England, Catholic, Protestant and other Christian denominations)	0	0%
Buddhist	0	0%
Hindu	0	0%
Jewish	0	0%
Muslim	0	0%
Sikh	0	0%
Any other religion	0	0%
Not Answered	0	0%