

## Hackney Carriage Vehicle Conditions Consultation: Summary report

This report was created on Monday 25 June 2018 at 08:42.

The consultation ran from 14/05/2018 to 24/06/2018.

### Contents

Question 1: What is your name?	1
Name	1
Question 2: What is your email address?	1
Email	1
Question 3: What is your organisation?	1
Organisation	1
Question 4: Were you aware that Hackney Carriage Vehicles had specific conditions attached to their licences?	2
Were you aware that Hackney Carriage Vehicles had specific conditions attached to their licences?	2
Question 5: Do you think the City Council should arrange the meter test or allow the proprietor of the vehicle to make arrangements for it to be calibrated/tested at some time during the life of the vehicle licence?	2
Who should arrange the meter test?	2
Please give reasons for your answer:	2
Question 6: Do you think the proposed conditions go far enough to ensure the safety of the public?	2
Do proposed conditions go far enough to ensure the safety of the public?	2
Question 7: Are there any specific conditions you would like to see added?	2
Are there any specific conditions you would like to see added?	2
Question 8: Are there any specific conditions you think should be removed?	3
Are there any specific conditions you think should be removed?	3
Question 9: Are there any specific conditions you think should be amended?	3
Are there any specific conditions you think should be amended?	3
Question 10: Do you have any further comments you wish to make in regard to the proposed conditions?	3
Do you have any further comments you wish to make in regard to the proposed conditions?	3
Question 11: Are you a	3
Respondent	3
Question 12: How old are you?	4
Age	4
Question 13: What is your sex?	5
Gender	5
Question 14: Do you have any physical or mental health conditions or illnesses lasting or expected to last for 12 months or more?	5
Physical or mental health conditions or illnesses	5
Question 15: What is your ethnic group?	6
Ethnicity	6
Question 16: What is your sexual orientation?	6
Sexual Orientation	6
Question 17: What is your religion or belief?	7
Religion	7

### Question 1: What is your name?

#### **Name**

There were **19** responses to this part of the question.

### Question 2: What is your email address?

#### **Email**

There were **17** responses to this part of the question.

### Question 3: What is your organisation?

#### **Organisation**

There were **15** responses to this part of the question.

**Question 4: Were you aware that Hackney Carriage Vehicles had specific conditions attached to their licences?**

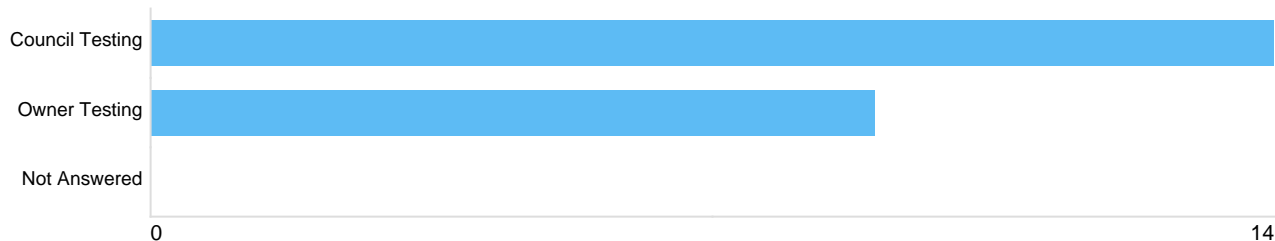
*Were you aware that Hackney Carriage Vehicles had specific conditions attached to their licences?*



Option	Total	Percent
Yes	18	78.26%
No	5	21.74%
Not Answered	0	0%

**Question 5: Do you think the City Council should arrange the meter test or allow the proprietor of the vehicle to make arrangements for it to be calibrated/tested at some time during the life of the vehicle licence?**

*Who should arrange the meter test?*



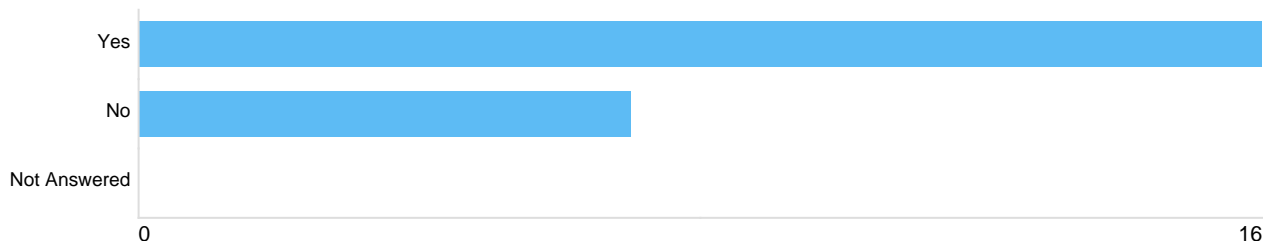
Option	Total	Percent
Council Testing	14	60.87%
Owner Testing	9	39.13%
Not Answered	0	0%

*Please give reasons for your answer:*

There were 17 responses to this part of the question.

**Question 6: Do you think the proposed conditions go far enough to ensure the safety of the public?**

*Do proposed conditions go far enough to ensure the safety of the public?*



Option	Total	Percent
Yes	16	69.57%
No	7	30.43%
Not Answered	0	0%

**Question 7: Are there any specific conditions you would like to see added?**

*Are there any specific conditions you would like to see added?*

There were 16 responses to this part of the question.

**Question 8: Are there any specific conditions you think should be removed?**

*Are there any specific conditions you think should be removed?*

There were **6** responses to this part of the question.

**Question 9: Are there any specific conditions you think should be amended?**

*Are there any specific conditions you think should be amended?*

There were **4** responses to this part of the question.

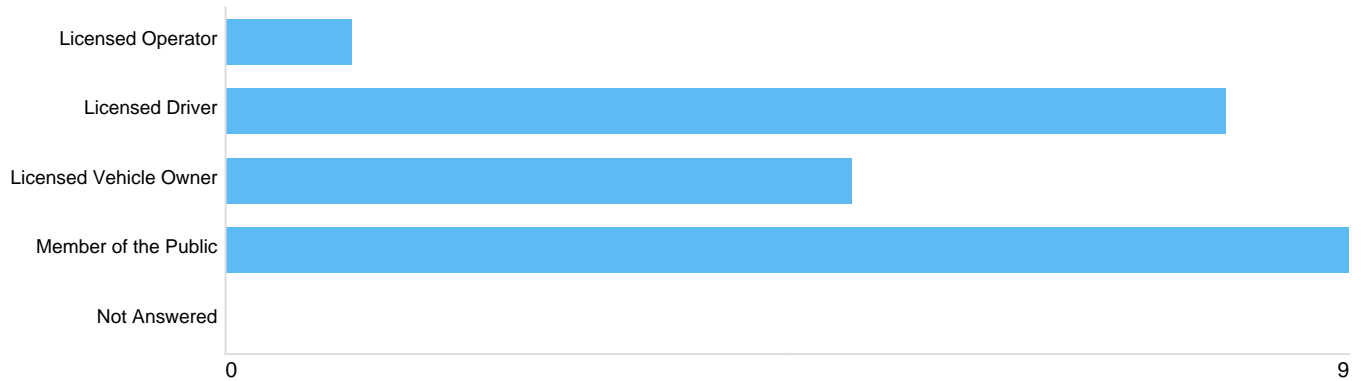
**Question 10: Do you have any further comments you wish to make in regard to the proposed conditions?**

*Do you have any further comments you wish to make in regard to the proposed conditions?*

There were **9** responses to this part of the question.

**Question 11: Are you a**

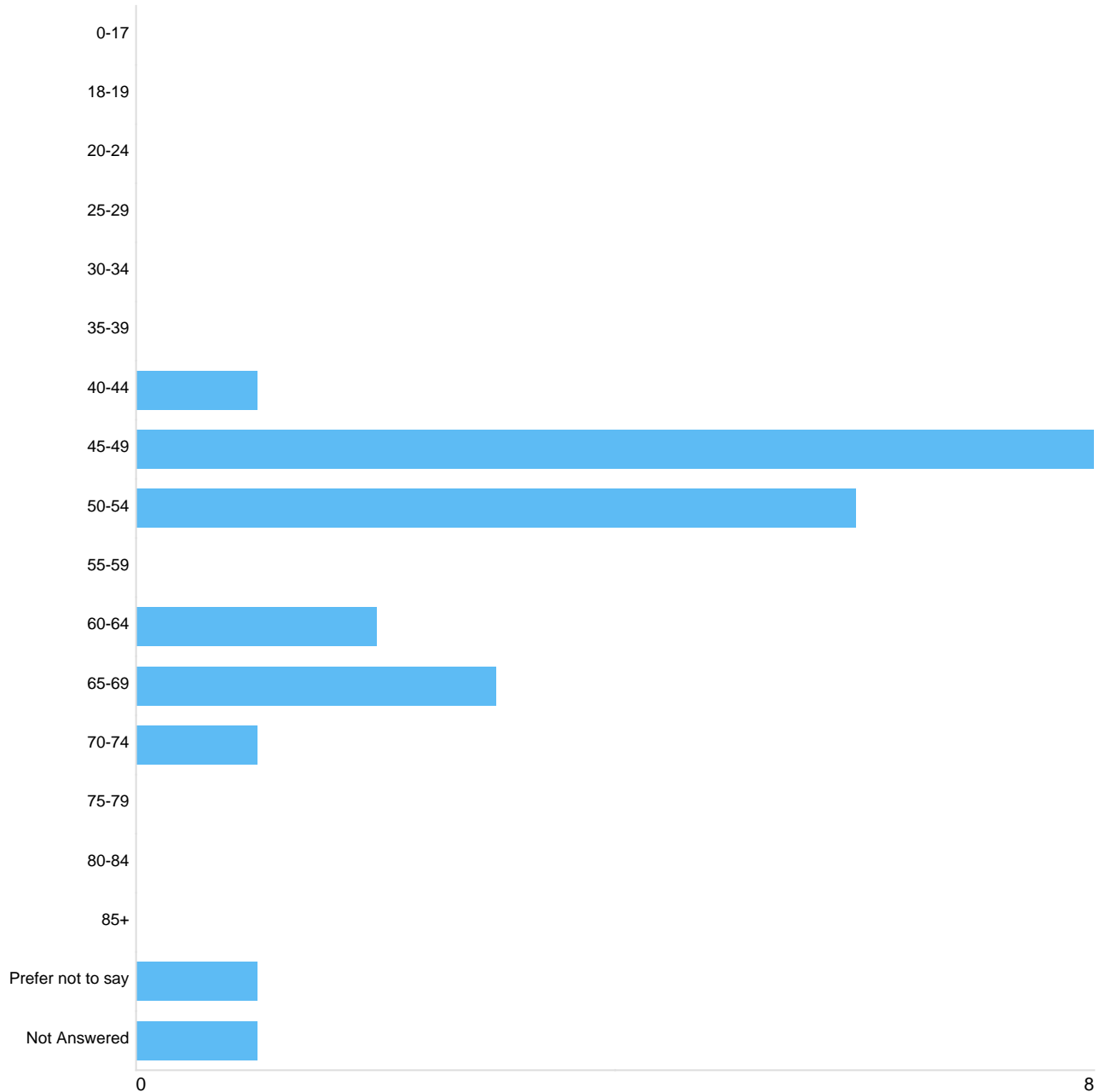
***Respondent***



Option	Total	Percent
Licensed Operator	1	4.35%
Licensed Driver	8	34.78%
Licensed Vehicle Owner	5	21.74%
Member of the Public	9	39.13%
Not Answered	0	0%

**Question 12: How old are you?**

**Age**



Option	Total	Percent
0-17	0	0%
18-19	0	0%
20-24	0	0%
25-29	0	0%
30-34	0	0%
35-39	0	0%
40-44	1	4.35%
45-49	8	34.78%
50-54	6	26.09%
55-59	0	0%
60-64	2	8.70%
65-69	3	13.04%
70-74	1	4.35%
75-79	0	0%
80-84	0	0%
85+	0	0%
Prefer not to say	1	4.35%
Not Answered	1	4.35%

**Question 13: What is your sex?**

**Gender**



Option	Total	Percent
Female	4	17.39%
Male	18	78.26%
Not Answered	1	4.35%

**Question 14: Do you have any physical or mental health conditions or illnesses lasting or expected to last for 12 months or more?**

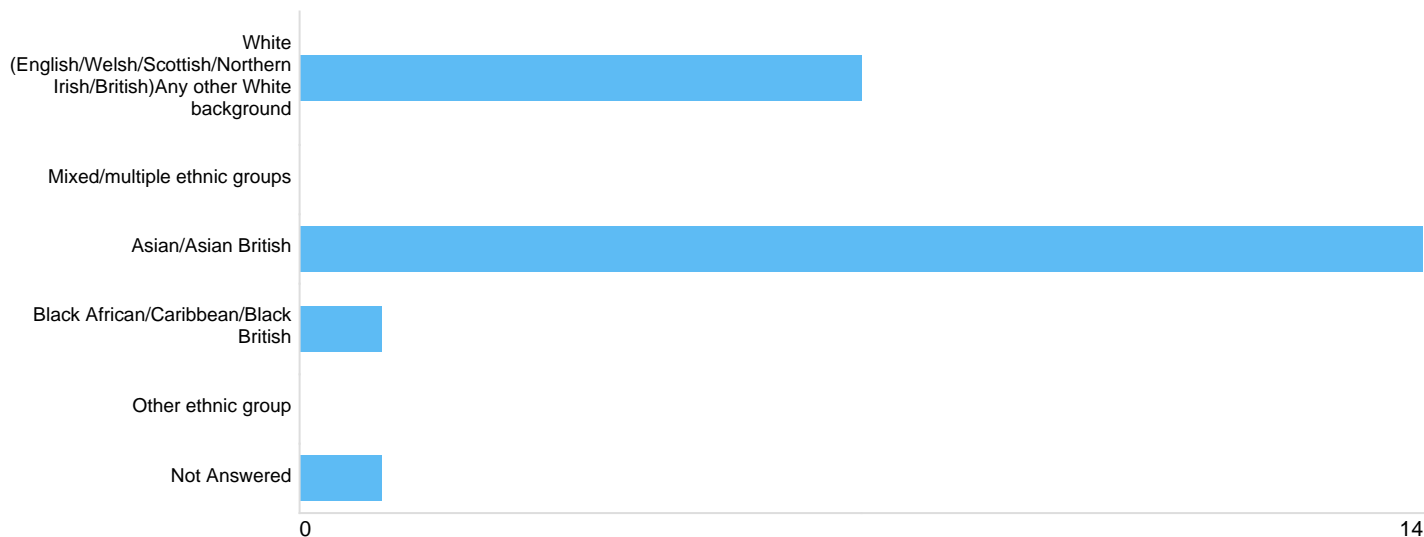
**Physical or mental health conditions or illnesses**



Option	Total	Percent
Yes	3	13.04%
No	17	73.91%
Prefer not to say	3	13.04%
Not Answered	0	0%

**Question 15: What is your ethnic group?**

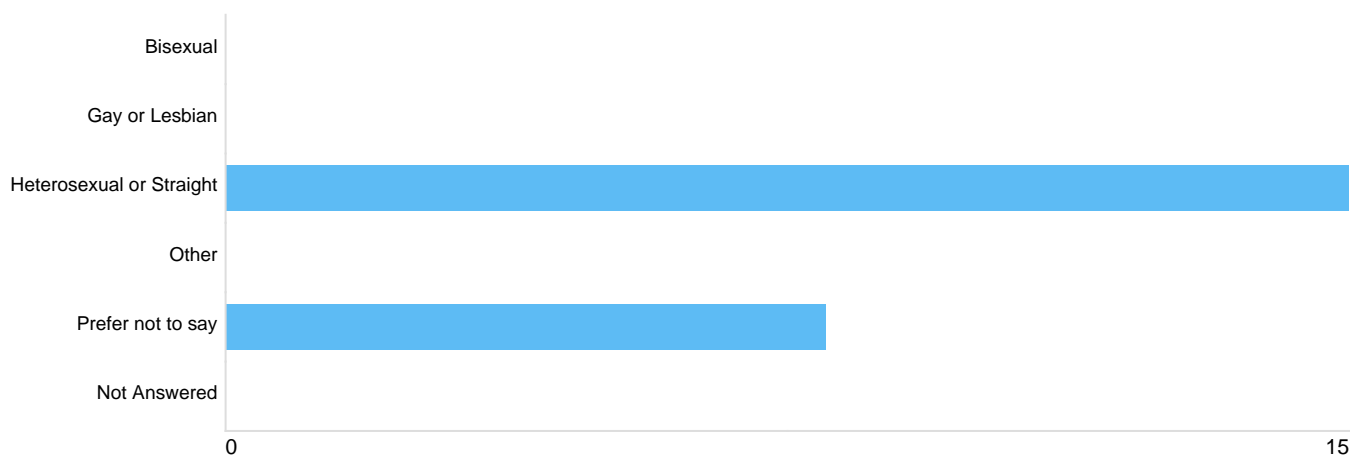
**Ethnicity**



Option	Total	Percent
White (English/Welsh/Scottish/Northern Irish/British)Any other White background	7	30.43%
Mixed/multiple ethnic groups	0	0%
Asian/Asian British	14	60.87%
Black African/Caribbean/Black British	1	4.35%
Other ethnic group	0	0%
Not Answered	1	4.35%

**Question 16: What is your sexual orientation?**

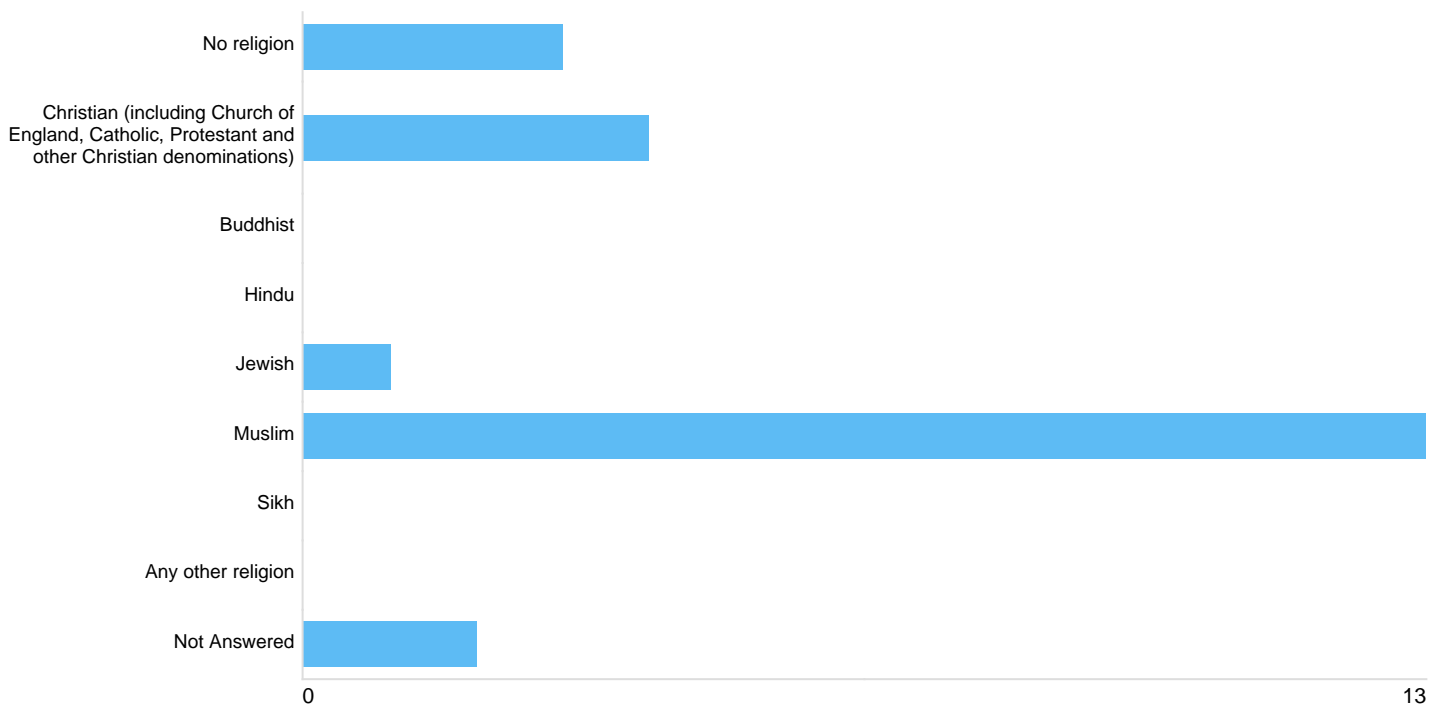
**Sexual Orientation**



Option	Total	Percent
Bisexual	0	0%
Gay or Lesbian	0	0%
Heterosexual or Straight	15	65.22%
Other	0	0%
Prefer not to say	8	34.78%
Not Answered	0	0%

**Question 17: What is your religion or belief?**

**Religion**



Option	Total	Percent
No religion	3	13.04%
Christian (including Church of England, Catholic, Protestant and other Christian denominations)	4	17.39%
Buddhist	0	0%
Hindu	0	0%
Jewish	1	4.35%
Muslim	13	56.52%
Sikh	0	0%
Any other religion	0	0%
Not Answered	2	8.70%