

## Penalty Point Scheme Consultation: Summary report

This report was created on Monday 25 June 2018 at 08:54.

The consultation ran from 14/05/2018 to 24/06/2018.

### Contents

Question 1: What is your name?	1
Name	1
Question 2: What is your email address?	1
Email	1
Question 3: What is your organisation?	1
Organisation	1
Question 4: Were you aware that Hackney Carriage and Private hire Vehicles had specific conditions attached to their licences?	2
Awareness of conditions of licence for Hackney Carriage and Private hire Vehicles	2
Question 5: Do you think introduction of a penalty point scheme will help drive up standards of drivers and vehicles?	2
Will penalty point scheme drive up standards?	2
Please give reasons for your answer:	2
Question 6: Do you think the proposed scheme will assist in ensuring the safety of the public?	2
Will proposed scheme assist in ensuring safety of the public	2
Question 7: Are there any specific issues you would like to see added?	2
Are there any specific issues you would like to see added	2
Question 8: Are there any specific issues you think should be removed?	3
Are there any specific issues you think should be removed	3
Question 9: Are there any specific issues you think should be amended?	3
Are there any specific issues you think should be amended	3
Question 10: Do you have any further comments you wish to make in regard to the proposed scheme?	3
Further comments regarding proposed scheme	3
Question 11: Are you a	3
Respondent	3
Question 12: How old are you?	4
Age	4
Question 13: What is your sex?	5
Gender	5
Question 14: Do you have any physical or mental health conditions or illnesses lasting or expected to last for 12 months or more?	5
Physical or mental health conditions or illnesses	5
Question 15: What is your ethnic group?	6
Ethnicity	6
Question 16: What is your sexual orientation?	6
Sexual Orientation	6
Question 17: What is your religion or belief?	7
Religion	7

### Question 1: What is your name?

#### **Name**

There were **41** responses to this part of the question.

### Question 2: What is your email address?

#### **Email**

There were **35** responses to this part of the question.

### Question 3: What is your organisation?

#### **Organisation**

There were **30** responses to this part of the question.

**Question 4: Were you aware that Hackney Carriage and Private hire Vehicles had specific conditions attached to their licences?**

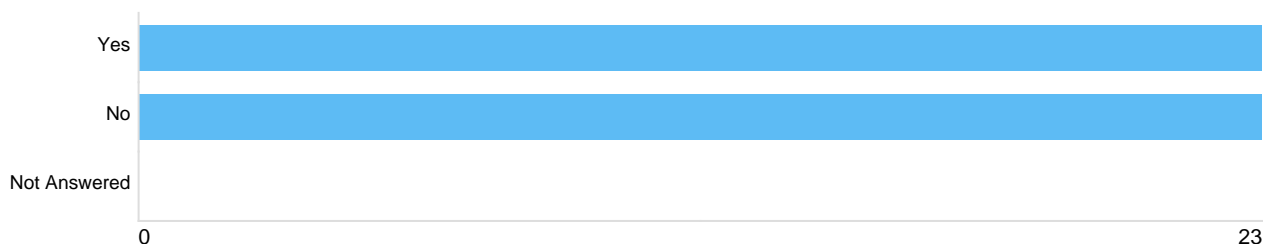
*Awareness of conditions of licence for Hackney Carriage and Private hire Vehicles*



Option	Total	Percent
Yes	40	86.96%
No	6	13.04%
Not Answered	0	0%

**Question 5: Do you think introduction of a penalty point scheme will help drive up standards of drivers and vehicles?**

*Will penalty point scheme drive up standards?*



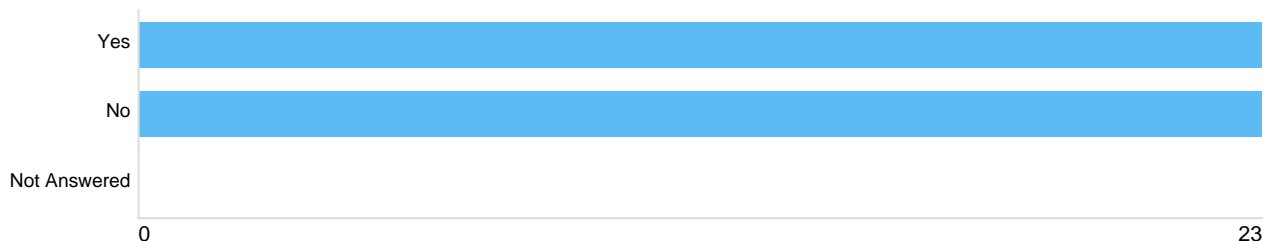
Option	Total	Percent
Yes	23	50.00%
No	23	50.00%
Not Answered	0	0%

**Please give reasons for your answer:**

There were 37 responses to this part of the question.

**Question 6: Do you think the proposed scheme will assist in ensuring the safety of the public?**

*Will proposed scheme assist in ensuring safety of the public*



Option	Total	Percent
Yes	23	50.00%
No	23	50.00%
Not Answered	0	0%

**Question 7: Are there any specific issues you would like to see added?**

*Are there any specific issues you would like to see added*

There were 28 responses to this part of the question.

**Question 8: Are there any specific issues you think should be removed?**

*Are there any specific issues you think should be removed*

There were 19 responses to this part of the question.

**Question 9: Are there any specific issues you think should be amended?**

*Are there any specific issues you think should be amended*

There were 19 responses to this part of the question.

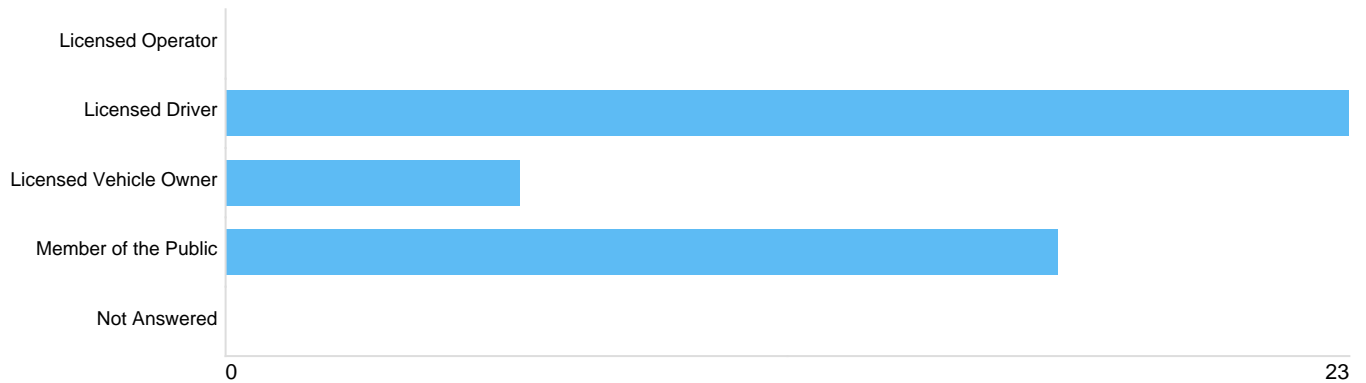
**Question 10: Do you have any further comments you wish to make in regard to the proposed scheme?**

*Further comments regarding proposed scheme*

There were 17 responses to this part of the question.

**Question 11: Are you a**

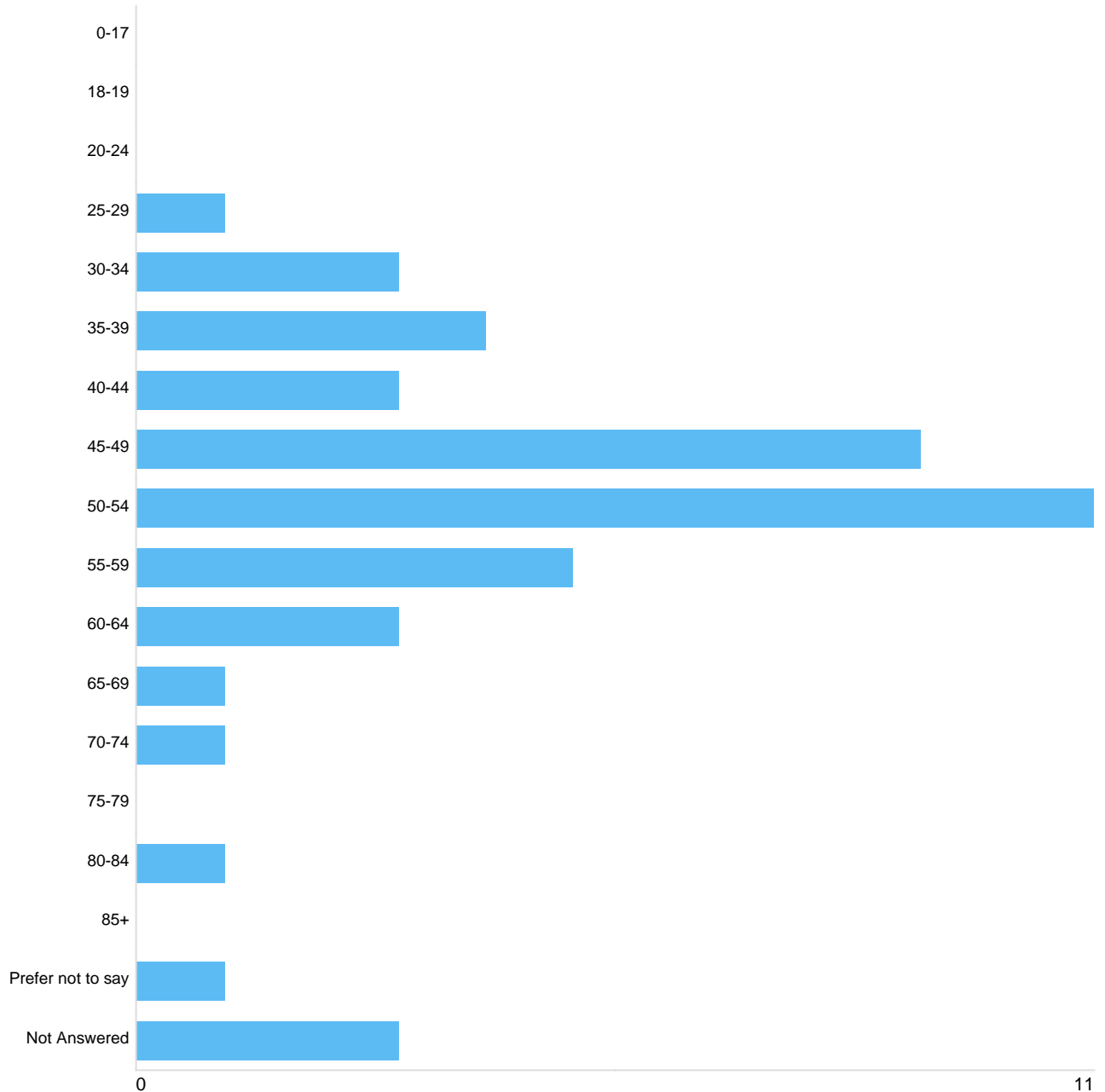
*Respondent*



Option	Total	Percent
Licensed Operator	0	0%
Licensed Driver	23	50.00%
Licensed Vehicle Owner	6	13.04%
Member of the Public	17	36.96%
Not Answered	0	0%

**Question 12: How old are you?**

**Age**



Option	Total	Percent
0-17	0	0%
18-19	0	0%
20-24	0	0%
25-29	1	2.17%
30-34	3	6.52%
35-39	4	8.70%
40-44	3	6.52%
45-49	9	19.57%
50-54	11	23.91%
55-59	5	10.87%
60-64	3	6.52%
65-69	1	2.17%
70-74	1	2.17%
75-79	0	0%
80-84	1	2.17%
85+	0	0%
Prefer not to say	1	2.17%
Not Answered	3	6.52%

**Question 13: What is your sex?**

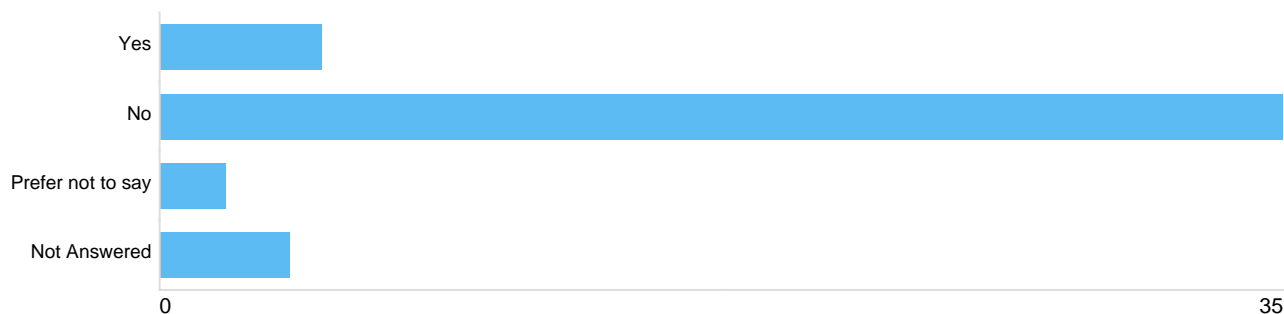
**Gender**



Option	Total	Percent
Female	6	13.04%
Male	37	80.43%
Not Answered	3	6.52%

**Question 14: Do you have any physical or mental health conditions or illnesses lasting or expected to last for 12 months or more?**

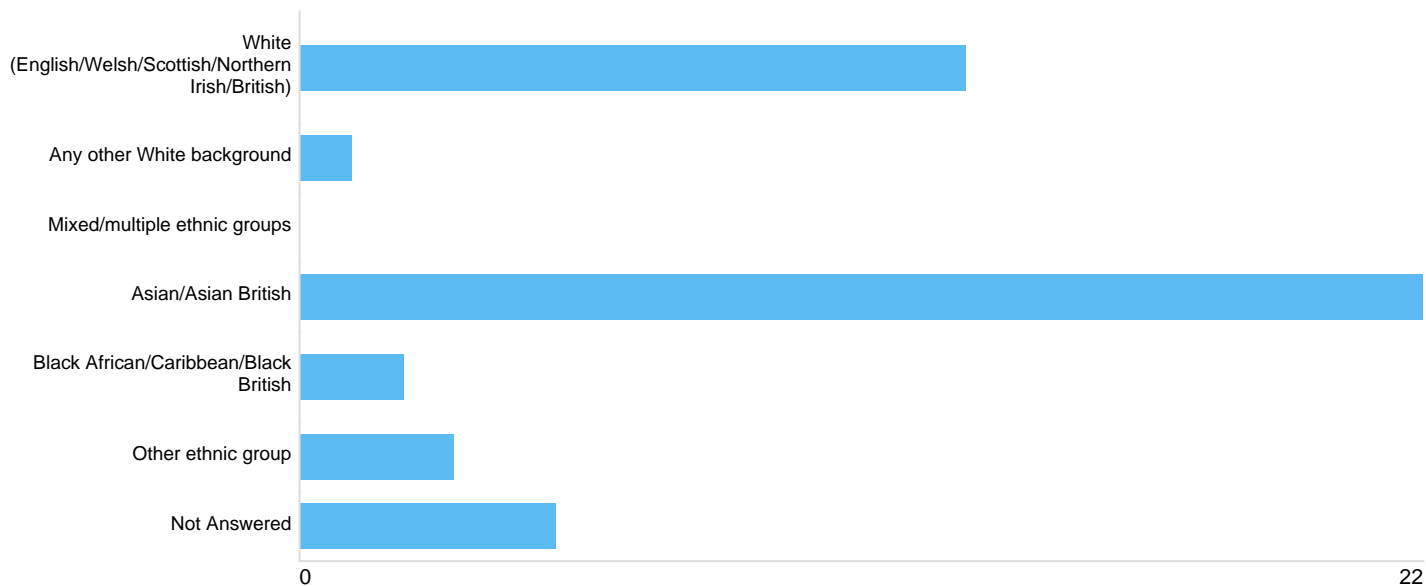
**Physical or mental health conditions or illnesses**



Option	Total	Percent
Yes	5	10.87%
No	35	76.09%
Prefer not to say	2	4.35%
Not Answered	4	8.70%

**Question 15: What is your ethnic group?**

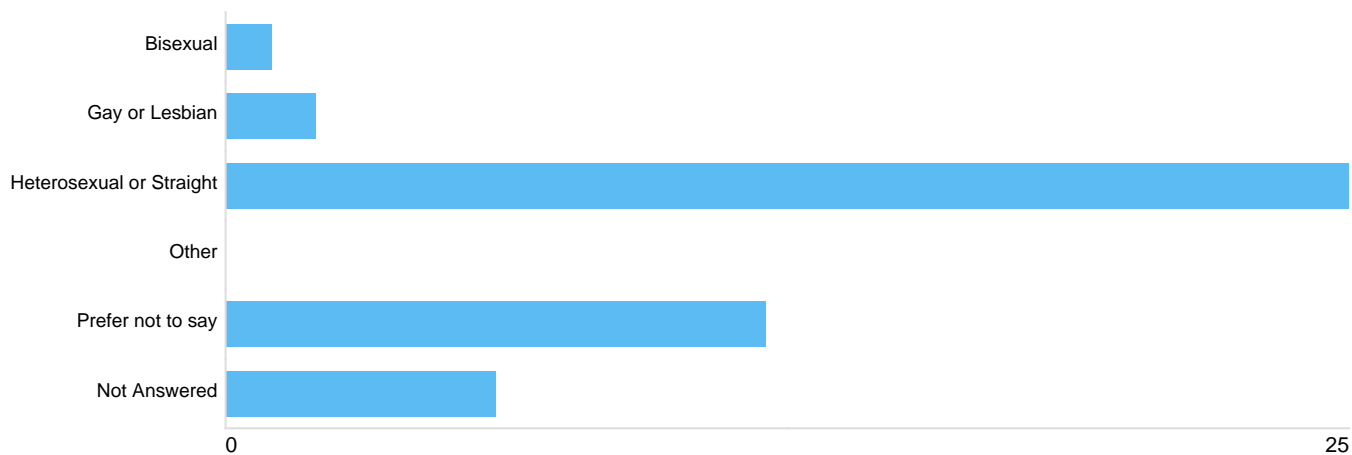
**Ethnicity**



Option	Total	Percent
White (English/Welsh/Scottish/Northern Irish/British)	13	28.26%
Any other White background	1	2.17%
Mixed/multiple ethnic groups	0	0%
Asian/Asian British	22	47.83%
Black African/Caribbean/Black British	2	4.35%
Other ethnic group	3	6.52%
Not Answered	5	10.87%

**Question 16: What is your sexual orientation?**

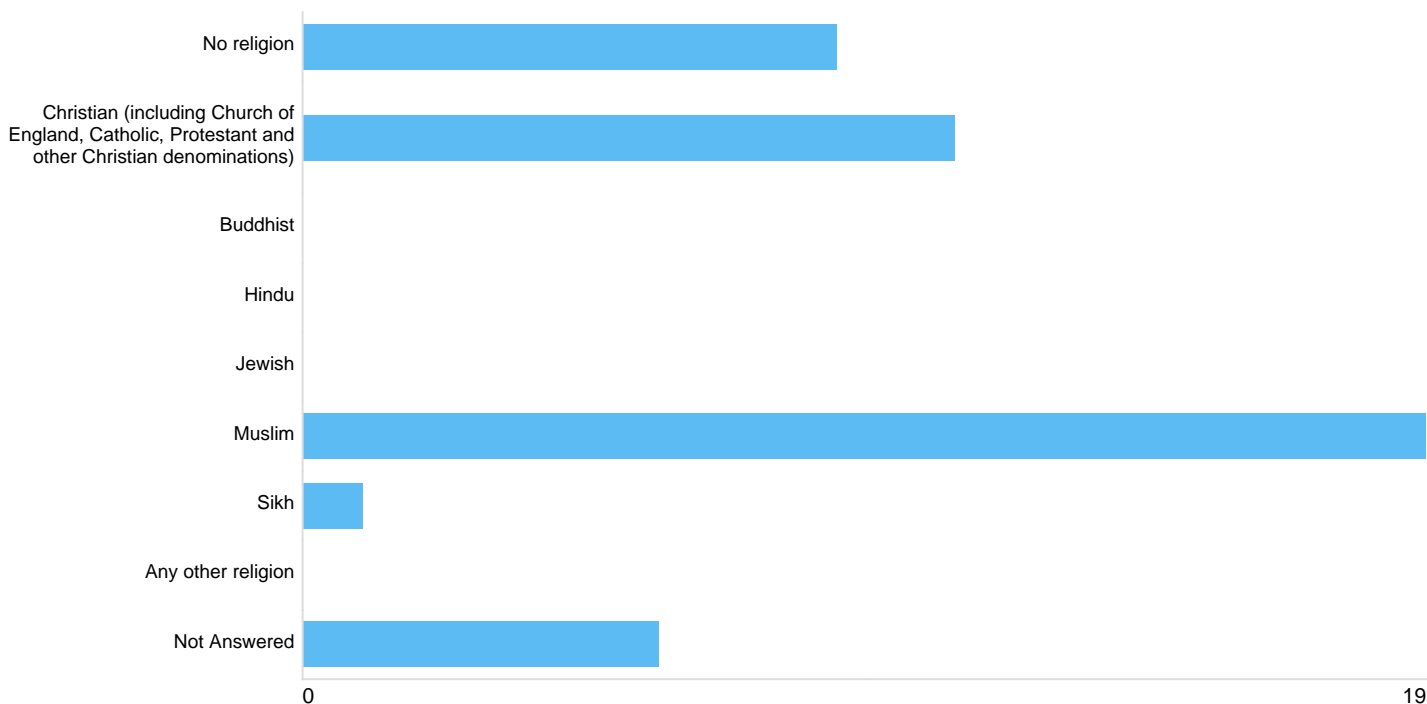
**Sexual Orientation**



Option	Total	Percent
Bisexual	1	2.17%
Gay or Lesbian	2	4.35%
Heterosexual or Straight	25	54.35%
Other	0	0%
Prefer not to say	12	26.09%
Not Answered	6	13.04%

**Question 17: What is your religion or belief?**

**Religion**



Option	Total	Percent
No religion	9	19.57%
Christian (including Church of England, Catholic, Protestant and other Christian denominations)	11	23.91%
Buddhist	0	0%
Hindu	0	0%
Jewish	0	0%
Muslim	19	41.30%
Sikh	1	2.17%
Any other religion	0	0%
Not Answered	6	13.04%