

# Recycling of excess heat at Lodge Hill and Sutton Coldfield Crematoria:Full Report

Recycling of excess heat at Lodge Hill and Sutton Coldfield Crematoria:Full Report	1
Overview	2
Introduction	2
<i>Question 1: What is your name?</i>	2
<i>Question 2: What is your email address?</i>	2
<i>Question 3: What is your organisation?</i>	2
<i>Question 4: Would you have any objections to recycling the excess heat created by the gas cooling process that takes place during a cremation, in order to reduce the city's carbon footprint?</i>	2
<i>Table of "Ques 4"</i>	2
<i>Question 5: If you object to this proposal please give your reasons.</i>	3
<i>Question 6: Do you wish to make any further comments in relation to this consultation?</i>	3
<i>Question 7: Our aim is to ensure that the services we provide meet your needs. To help us check that this happens we would like you to tell us the following. This information will be treated confidentially and will not be passed to any other organisation.Are you?</i>	3
<i>Table of "Ques 10"</i>	3
<i>Question 8: Which of the following age categories do you fit into?</i>	4
<i>Table of "Ques 11"</i>	4
<i>Question 9: Are you?</i>	5
<i>Table of "Ques 12"</i>	5
<i>Question 10: Do you have a disability?</i>	6
<i>Table of "Ques 13"</i>	6
<i>Question 11: Sexual Orientation, are you?</i>	6
<i>Table of "Ques 14"</i>	6

## Overview

This report was created on Wednesday 18 December 2013 at 16:45.

From **14/10/2013** to **30/11/2013**, Birmingham City Council ran a consultation entitled '*Recycling of excess heat at Lodge Hill and Sutton Coldfield Crematoria*'. This report covers the online element of the consultation process, which was run from

<http://www.birminghambeheard.org.uk/local-services/recycling-of-excess-heat-at-lodge-hill-and-sutton>

## Introduction

### Question 1: What is your name?

There are **52** responses to this part of the question.

### Question 2: What is your email address?

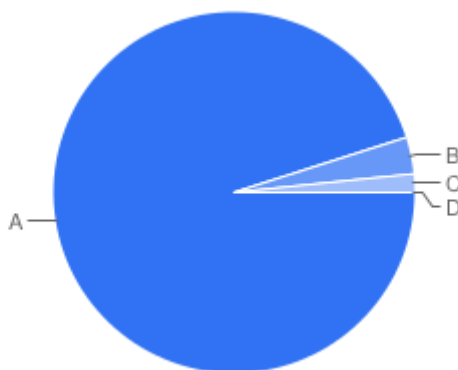
There are **24** responses to this part of the question.

### Question 3: What is your organisation?

There are **13** responses to this part of the question.

### Question 4: Would you have any objections to recycling the excess heat created by the gas cooling process that takes place during a cremation, in order to reduce the city's carbon footprint?

#### Table of "Ques 4"



Key	Option	Total	Percent of All
A	I have no objections	58	95.08%
B	I object to this proposal	2	3.279%
C	I don't know	1	1.639%
D	Not Answered	0	0%

**Question 5: If you object to this proposal please give your reasons.**

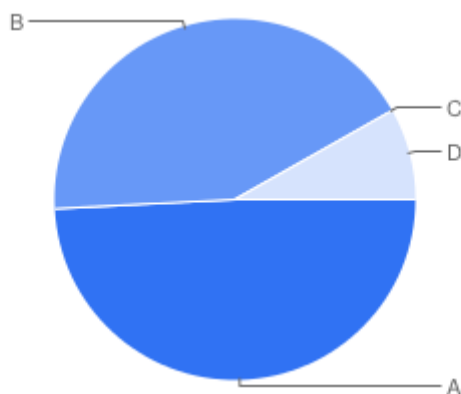
There are 1 responses to this part of the question.

**Question 6: Do you wish to make any further comments in relation to this consultation?**

There are 13 responses to this part of the question.

**Question 7: Our aim is to ensure that the services we provide meet your needs. To help us check that this happens we would like you to tell us the following. This information will be treated confidentially and will not be passed to any other organisation. Are you?**

Table of "Ques 10"

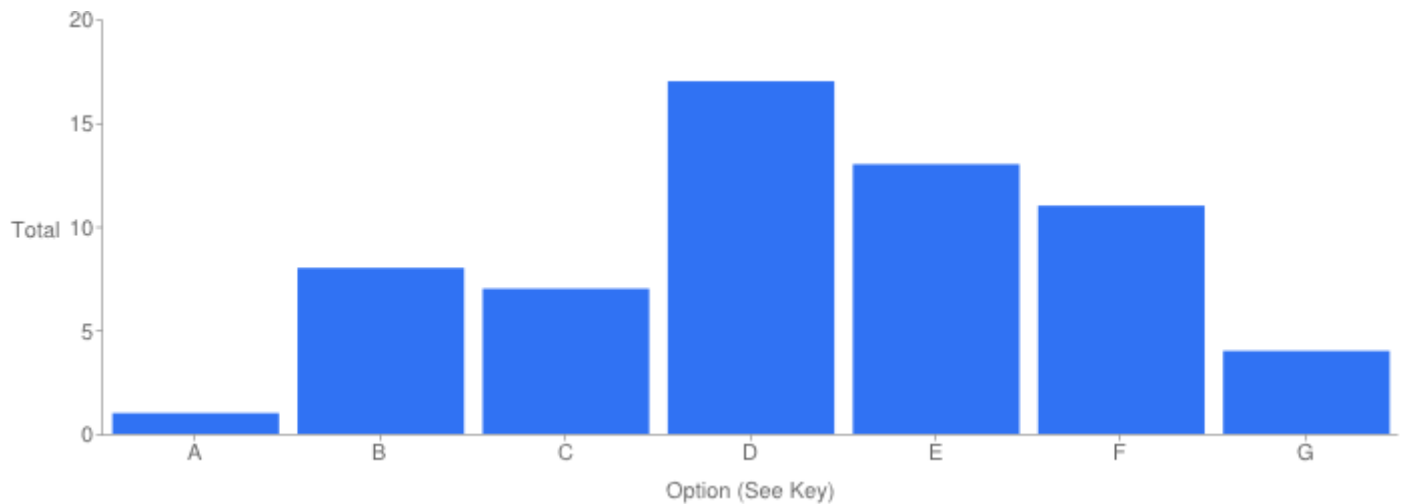


Key	Option	Total	Percent of All
A	Male	30	49.18%
B	Female	26	42.62%

Key	Option	Total	Percent of All
C	Transgender	0	0%
D	Not Answered	5	8.197%

**Question 8: Which of the following age categories do you fit into?**

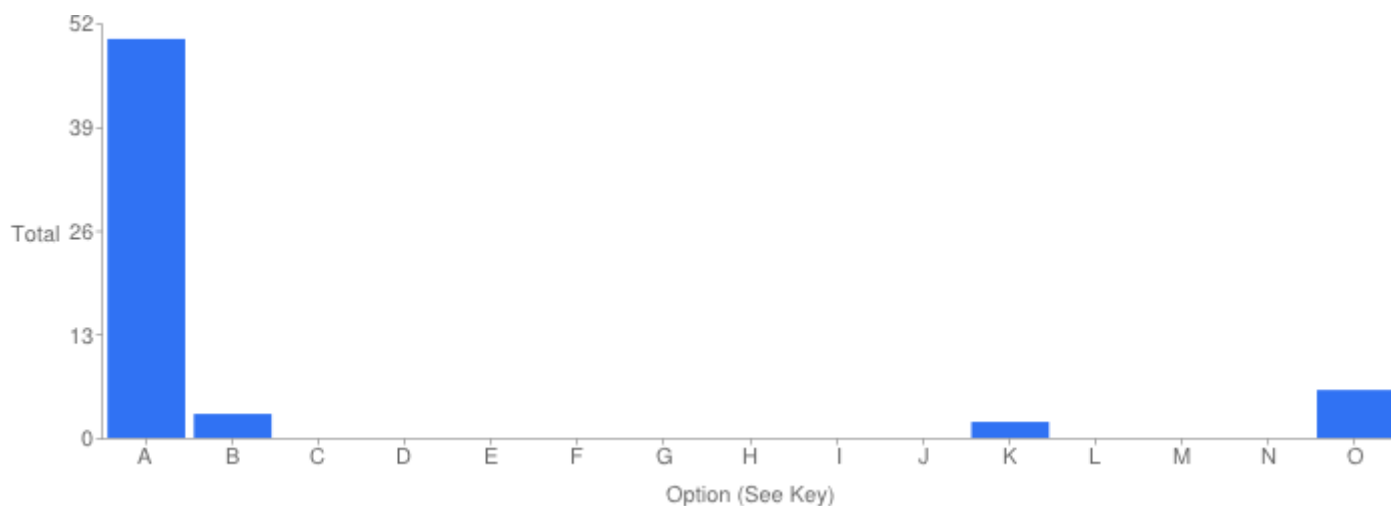
Table of "Ques 11"



Key	Option	Total	Percent of All
A	Under 25	1	1.639%
B	26 - 34	8	13.11%
C	35 - 44	7	11.48%
D	45 - 54	17	27.87%
E	55 - 64	13	21.31%
F	65+	11	18.03%
G	Not Answered	4	6.557%

**Question 9: Are you?**

**Table of "Ques 12"**

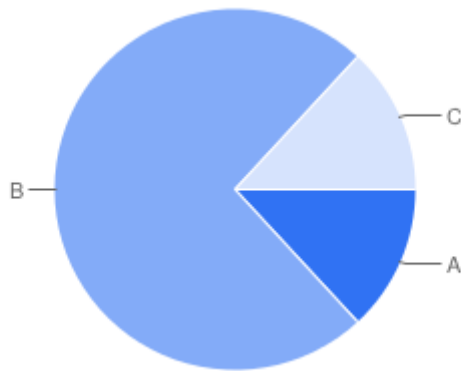


Key	Option	Total	Percent of All
A	White British	50	81.97%
B	White	3	4.918%
C	White & Black Caribbean	0	0%
D	White & Black African	0	0%
E	White & Asian	0	0%
F	Indian	0	0%
G	Sikh	0	0%
H	Pakistani	0	0%
I	Bangladeshi	0	0%
J	Any other Asian Background	0	0%
K	Black Caribbean	2	3.279%
L	Black African	0	0%
M	Chinese	0	0%
N	Jewish	0	0%

Key	Option	Total	Percent of All
O	Not Answered	6	9.836%

**Question 10: Do you have a disability?**

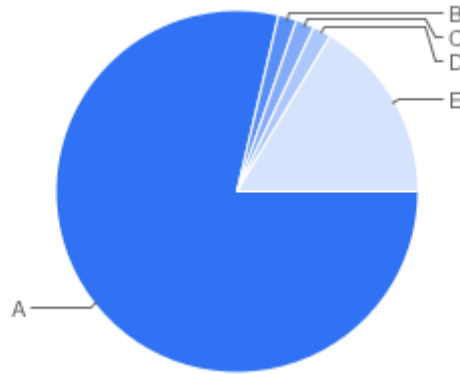
Table of "Ques 13"



Key	Option	Total	Percent of All
A	Yes	8	13.11%
B	No	45	73.77%
C	Not Answered	8	13.11%

**Question 11: Sexual Orientation, are you?**

Table of "Ques 14"



Key	Option	Total	Percent of All
A	Heterosexual/Straight	48	78.69%
B	Lesbian	1	1.639%
C	Gay	1	1.639%
D	Bisexual	1	1.639%
E	Not Answered	10	16.39%